

SUCCESS Academy (SUU)

Student Survey
2022 - 2023

Comprehensive Counseling Program Systemic Assessment
Leveraging feedback to improve counseling services



Thank you for allowing us the opportunity to work with your data!

Your report is organized as follows:

- Overview: this section includes a high-level snapshot of the survey data.
- Area of Focus: this section highlights answers to survey questions that could provide insight into opportunities for improvement.
- Desired Programs & Support: this section provides insights on what programs or support students want.
- Demographics: this section contains information about the students who completed this survey.
- Appendix: this section includes details about how this report is generated.

Cautions:

While gathering feedback from stakeholders is critical for program improvement, please be aware that voluntary response surveys have limitations. Before drawing conclusions on survey results, please consider the following:

- Often, only those with strong opinions will complete surveys. The more surveys are taken, the more likely your results reflect the opinion of the overall population.
- If the entire population did not have equal access to complete the survey, your results may have left out subgroups of the people (i.e., those without computers, different languages, illiteracy, etc.).
- Occasionally, survey respondents do not answer questions honestly. This may affect the overall accuracy of your results.

Please keep this information in mind as you draw conclusions from your reports.

Overview

29

Data Points Captured Per Survey

41

Survey Responses Received

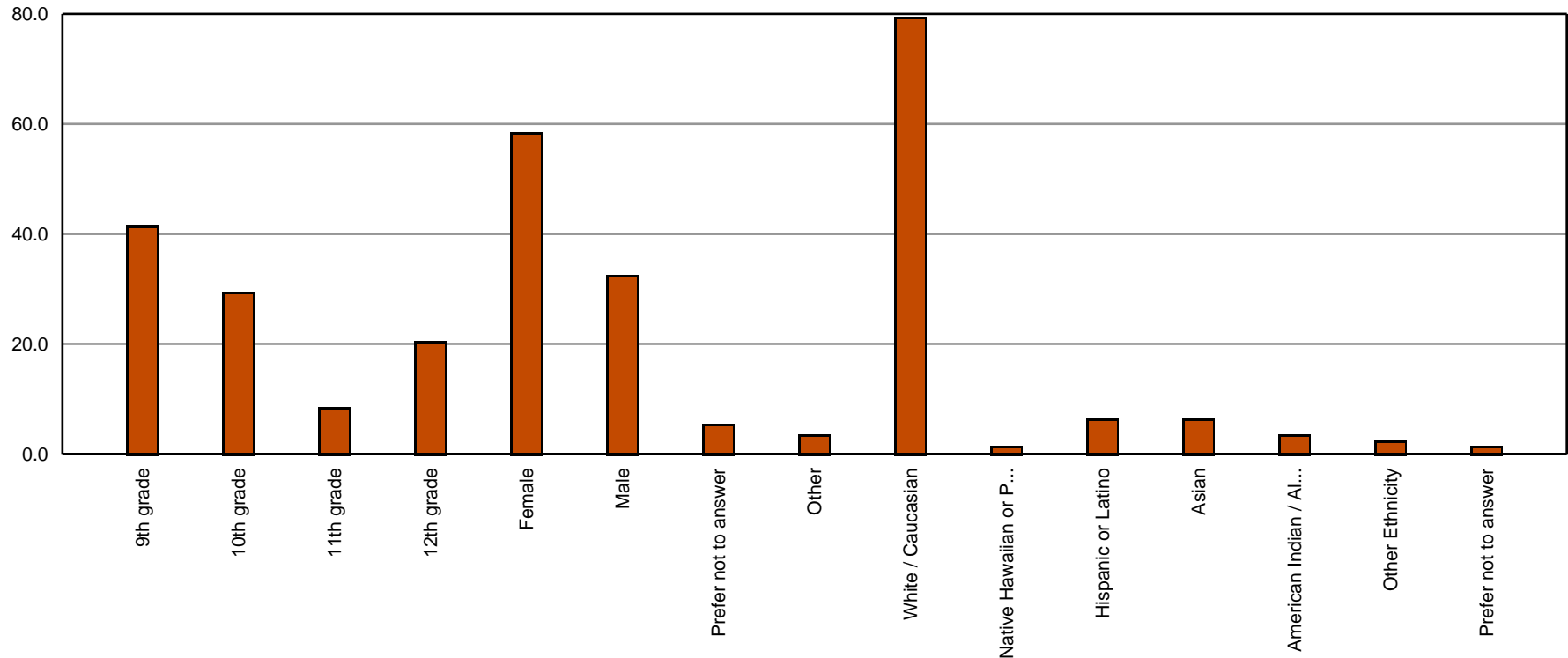
< 80%

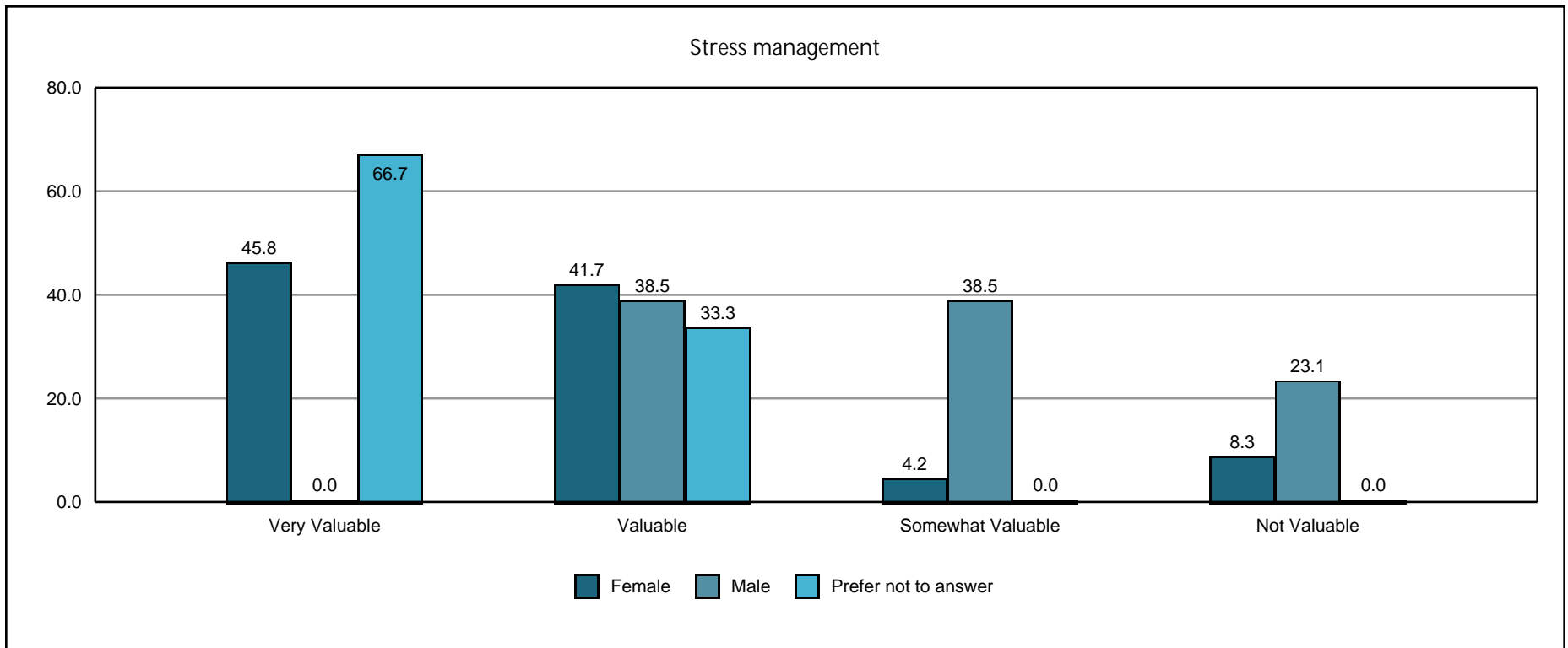
Confidence Percentage

Each survey contains 29 unique data points including demographic information, responder sentiment, and counseling specific feedback. Your report includes insights based on 41 surveys taken. With your school's estimated total population size of 326*, you can be <80% confident that the responses represent the needs of your population.

* Population size estimated using 2022 SOAR data.

Demographic Data of Survey Respondents





POSSIBLE ACTION PLANS:

[Increase All Students Access to mental health services](#)

[Increasing the awareness of social emotional learning](#)

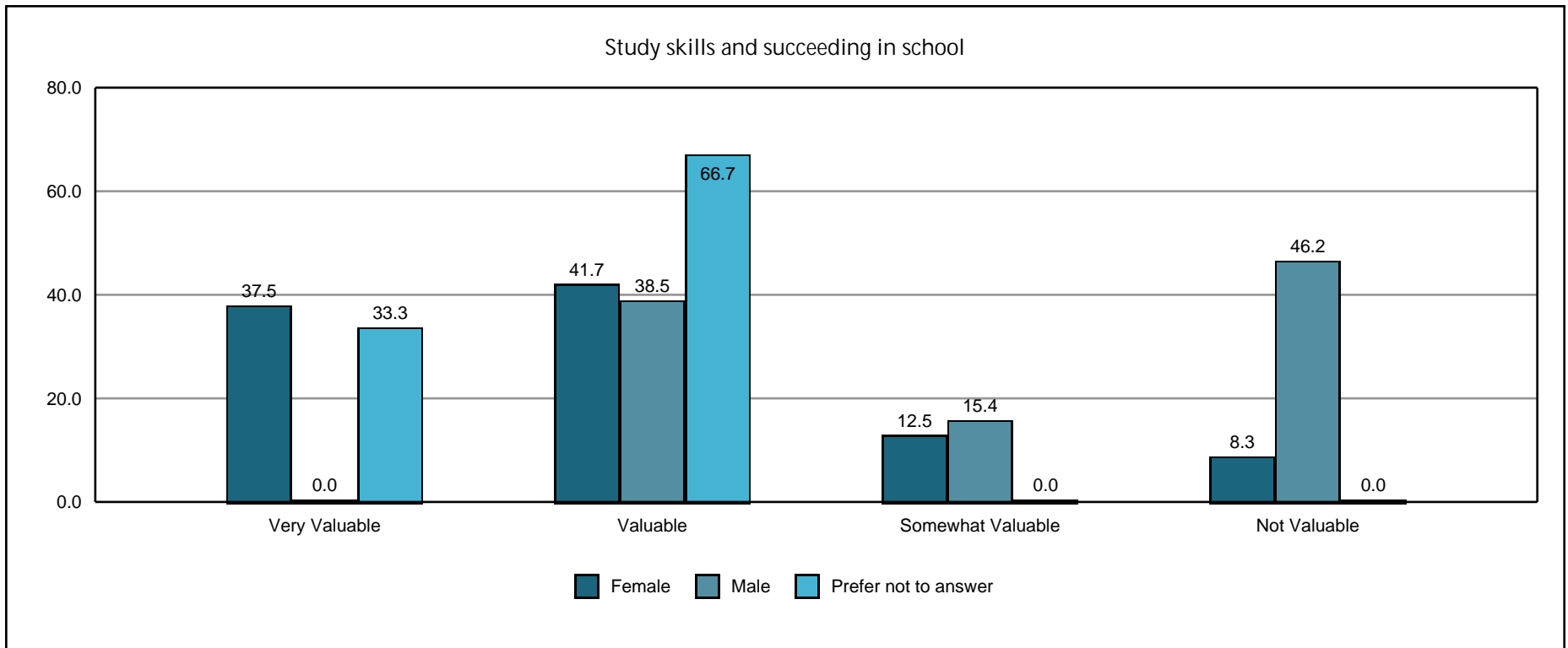
[Promoting a positive school climate](#)

[Increasing connection and community involvement through Latinos in Action](#)

[Increasing suicide prevention awareness](#)

[Increasing resiliency levels](#)

[Functional Behavioral Assessment-based Interventions](#)



POSSIBLE ACTION PLANS:

[Increase Jr. High Students resilience and executive functioning skills through targeted lessons.](#)

[Increase Students who we felt needed extra support because of academic, emotional, or low-income struggles Self-reported well-being](#)

[Decrease 9th grade class reported academic stress](#)

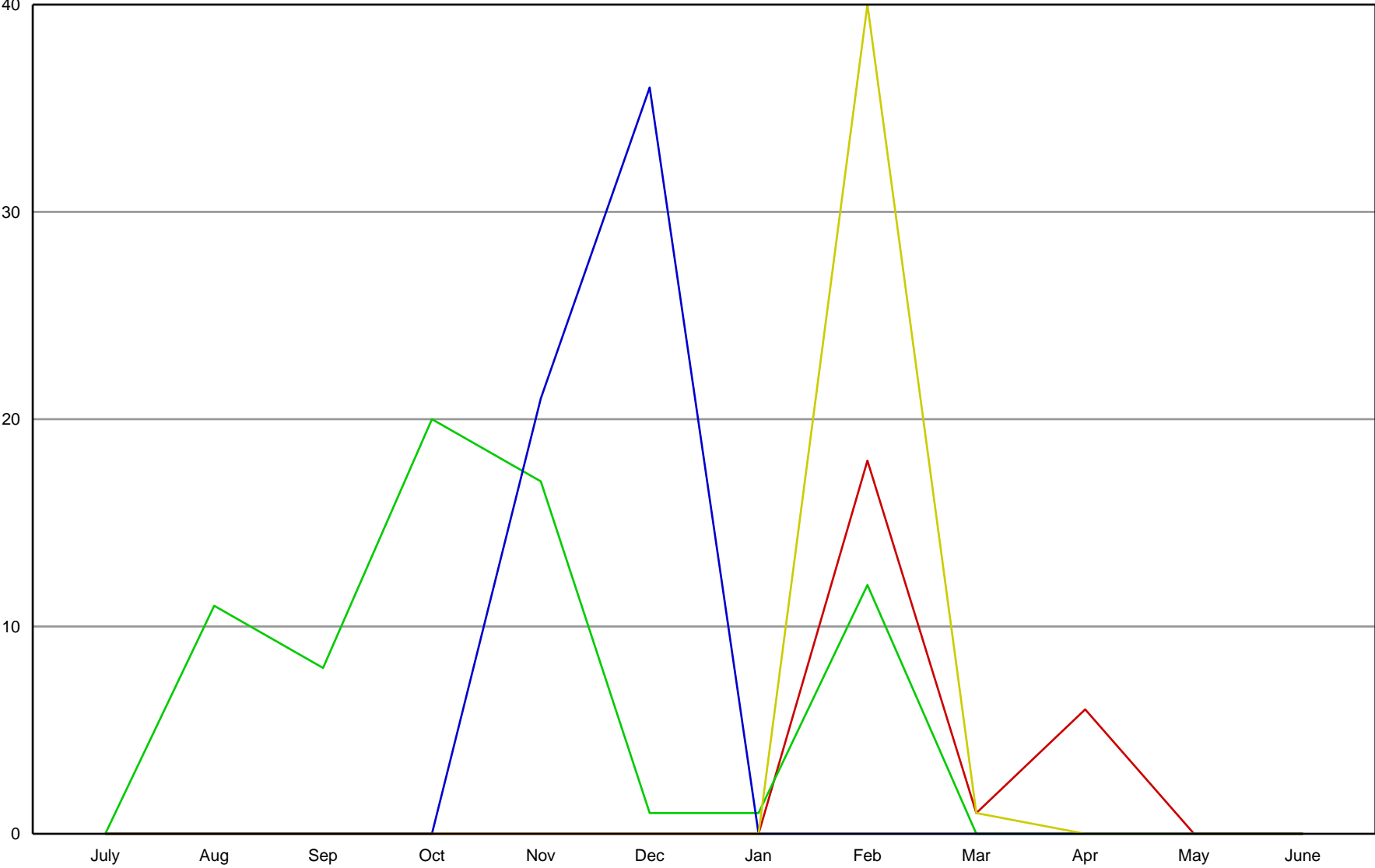
[Decreasing the number of disciplinary referrals for all students](#)

[Promoting a positive school climate](#)

[Increase alternative high school students independent practice of mindfulness](#)

[Increase students, with an IEP executive functioning goal, social and emotional health](#)

Responder Counts



2018 - 2019 2019 - 2020 2021 - 2022 2022 - 2023

SUCCESS Academy (SUU)

Student Survey 2022 - 2023

	Overall Responders	Grade				Gender			Ethnicity		Language	Education		GPA		Total Responders	
	Count	9th grade	10th grade	11th grade	12th grade	Female	Male	Prefer not to answer	White / Caucasian	Asian	English	Yes	No	I don't know	Mostly A's (3.7-4.0)	Mostly B's (2.5-3.3)	
American Indian Language	0%	0%	0%	0%	0%	0%	0%	0%	0%	0%	0%	0%	0%	0%	0%	0%	0
Asian Language	4.9%	5%	17%	0%	0%	4%	8%	0%	0%	67%	0%	0%	6%	0%	6%	0%	2
Other Language	0%	0%	0%	0%	0%	0%	0%	0%	0%	0%	0%	0%	0%	0%	0%	0%	0
Prefer not to answer	2.4%	5%	0%	0%	0%	0%	0%	33%	0%	0%	0%	0%	3%	0%	3%	0%	1
5. Are you a first-generation college student? A first-generation college student is a student whom neither parent graduated with a 4-year degree (in the U.S.)																	
Yes	9.8%	10%	0%	13%	14%	17%	0%	0%	9%	0%	8%	100%	0%	0%	13%	0%	4
No	82.9%	75%	100%	88%	86%	75%	92%	100%	82%	100%	84%	0%	100%	0%	78%	100%	34
I don't know	7.3%	15%	0%	0%	0%	8%	8%	0%	9%	0%	8%	0%	0%	100%	9%	0%	3
6. What type of grades do you typically earn? You can also choose your answer based on approximate Grade Point Average (GPA).																	
Mostly A's (3.7-4.0)	78.0%	80%	67%	75%	86%	79%	77%	67%	79%	100%	76%	100%	74%	100%	100%	0%	32
Mostly B's (2.5-3.3)	17.1%	15%	17%	25%	14%	21%	15%	0%	15%	0%	19%	0%	21%	0%	0%	100%	7
Mostly C's (1.7-2.3)	2.4%	5%	0%	0%	0%	0%	8%	0%	3%	0%	3%	0%	3%	0%	0%	0%	1
Mostly D's (1.0-1.3)	2.4%	0%	17%	0%	0%	0%	0%	33%	3%	0%	3%	0%	3%	0%	0%	0%	1
Below D's (1.0 or below)	0%	0%	0%	0%	0%	0%	0%	0%	0%	0%	0%	0%	0%	0%	0%	0%	0
7. Please evaluate the services you received from your school counselor.																	
Classroom school counseling lessons and activities (e.g., college and career search, interest inventory, financial aid/scholarships, life skills, suicide prevention, etc.)																	
Very Helpful	43.9%	40%	33%	63%	43%	46%	38%	33%	42%	67%	43%	25%	47%	33%	44%	43%	18
Helpful	24.4%	35%	17%	13%	14%	29%	15%	33%	24%	33%	22%	50%	21%	33%	28%	14%	10
Somewhat Helpful	22.0%	20%	17%	13%	43%	17%	38%	0%	21%	0%	24%	25%	21%	33%	25%	14%	9

SUCCESS Academy (SUU)

Student Survey

2022 - 2023

	Overall Responders	Grade				Gender			Ethnicity		Language	Education		GPA		Total Responders	
	Count	9th grade	10th grade	11th grade	12th grade	Female	Male	Prefer not to answer	White / Caucasian	Asian	English	Yes	No	I don't know	Mostly A's (3.7-4.0)	Mostly B's (2.5-3.3)	
Not Helpful	9.8%	5%	33%	13%	0%	8%	8%	33%	12%	0%	11%	0%	12%	0%	3%	29%	4
Have not received this service from my school counselor	0%	0%	0%	0%	0%	0%	0%	0%	0%	0%	0%	0%	0%	0%	0%	0%	0
College and career awareness and exploration activities (e.g., Utah College Application Week, college tours, financial aid nights, job shadows, internships, career fairs, resume building, CTE pathways, online college/career exploration, etc.)																	
Very Helpful	36.6%	30%	50%	38%	43%	42%	31%	33%	30%	67%	32%	0%	41%	33%	38%	43%	15
Helpful	29.3%	30%	17%	38%	29%	21%	46%	0%	30%	33%	30%	25%	32%	0%	31%	14%	12
Somewhat Helpful	24.4%	25%	17%	25%	29%	29%	15%	33%	27%	0%	27%	75%	18%	33%	22%	29%	10
Not Helpful	4.9%	5%	17%	0%	0%	8%	0%	0%	6%	0%	5%	0%	6%	0%	3%	14%	2
Have not received this service from my school counselor	4.9%	10%	0%	0%	0%	0%	8%	33%	6%	0%	5%	0%	3%	33%	6%	0%	2
Plan for College and Career Readiness Meetings, including 4-year course planning																	
Very Helpful	51.2%	50%	17%	75%	57%	50%	54%	33%	48%	67%	51%	0%	59%	33%	50%	57%	21
Helpful	29.3%	30%	67%	13%	14%	33%	31%	0%	30%	33%	30%	50%	26%	33%	34%	14%	12
Somewhat Helpful	9.8%	10%	0%	0%	29%	8%	8%	33%	9%	0%	8%	50%	6%	0%	13%	0%	4
Not Helpful	4.9%	0%	17%	13%	0%	0%	8%	33%	6%	0%	5%	0%	6%	0%	0%	14%	2
Have not received this service from my school counselor	4.9%	10%	0%	0%	0%	8%	0%	0%	6%	0%	5%	0%	3%	33%	3%	14%	2
Small group counseling sessions (e.g., grief and loss, conflict resolution, life skills, etc.)																	
Very Helpful	26.8%	20%	17%	38%	43%	25%	31%	33%	24%	67%	27%	0%	29%	33%	22%	29%	11
Helpful	24.4%	20%	50%	13%	29%	25%	23%	0%	21%	33%	22%	50%	24%	0%	22%	43%	10
Somewhat Helpful	9.8%	10%	17%	0%	14%	8%	15%	0%	12%	0%	11%	0%	9%	33%	13%	0%	4

SUCCESS Academy (SUU)

Student Survey

2022 - 2023

	Overall Responders	Grade				Gender			Ethnicity	Language	Education	GPA		Total Responders			
	Count	9th grade	10th grade	11th grade	12th grade	Female	Male	Prefer not to answer	White / Caucasian	Asian	English	Yes	No	I don't know	Mostly A's (3.7-4.0)	Mostly B's (2.5-3.3)	
Not Helpful	0%	0%	0%	0%	0%	0%	0%	0%	0%	0%	0%	0%	0%	0%	0%	0%	41
Have not received this service from my school counselor	39.0%	50%	17%	50%	14%	42%	31%	67%	42%	0%	41%	50%	38%	33%	44%	29%	16
Individual counseling sessions (e.g., short-term solution-focused counseling, not diagnostic or therapeutic counseling)																	
Very Helpful	34.1%	15%	33%	50%	71%	33%	31%	33%	33%	67%	35%	0%	38%	33%	31%	43%	14
Helpful	22.0%	25%	33%	13%	14%	21%	31%	0%	21%	33%	19%	50%	21%	0%	25%	14%	9
Somewhat Helpful	7.3%	5%	17%	13%	0%	4%	15%	0%	9%	0%	8%	0%	9%	0%	3%	14%	3
Not Helpful	0%	0%	0%	0%	0%	0%	0%	0%	0%	0%	0%	0%	0%	0%	0%	0%	0
Have not received this service from my school counselor	36.6%	55%	17%	25%	14%	42%	23%	67%	36%	0%	38%	50%	32%	67%	41%	29%	15
Assisting students with connecting to community resources (e.g., therapeutic counseling and support groups, etc.)																	
Very Helpful	29.3%	25%	17%	38%	43%	33%	31%	0%	30%	33%	30%	0%	32%	33%	25%	43%	12
Helpful	12.2%	10%	33%	13%	0%	17%	8%	0%	12%	33%	11%	50%	9%	0%	13%	14%	5
Somewhat Helpful	12.2%	5%	33%	13%	14%	13%	8%	33%	9%	33%	11%	25%	12%	0%	16%	0%	5
Not Helpful	2.4%	0%	0%	13%	0%	0%	8%	0%	3%	0%	3%	0%	3%	0%	0%	14%	1
Have not received this service from my school counselor	43.9%	60%	17%	25%	43%	38%	46%	67%	45%	0%	46%	25%	44%	67%	47%	29%	18
8. Do you find online college and career activities a helpful resource? (e.g., interest surveys, learning style assessments, career and college searches, scholarship and financial aid planning, etc.)																	
Yes	31.7%	30%	50%	50%	0%	42%	23%	0%	30%	33%	30%	50%	32%	0%	31%	43%	13
No	9.8%	5%	17%	0%	29%	0%	15%	33%	12%	0%	11%	0%	12%	0%	6%	0%	4
Sometimes	43.9%	35%	33%	50%	71%	38%	62%	33%	42%	67%	43%	50%	44%	33%	50%	29%	18

SUCCESS Academy (SUU)

Student Survey 2022 - 2023

	Overall Responders	Grade				Gender			Ethnicity		Language		Education		GPA	Total Responders	
	Count	9th grade	10th grade	11th grade	12th grade	Female	Male	Prefer not to answer	White / Caucasian	Asian	English	Yes	No	I don't know	Mostly A's (3.7-4.0)	Mostly B's (2.5-3.3)	
I have not used an online college/career platform (e.g., Keys to Success, Utah Futures, Naviance, Major Clarity, Kuder, Big Future, etc.)	14.6%	30%	0%	0%	0%	21%	0%	33%	15%	0%	16%	0%	12%	67%	13%	29%	6
9. Do you feel comfortable going to the counseling office?																	
Yes	65.9%	50%	67%	100%	71%	63%	77%	33%	67%	100%	68%	75%	68%	33%	66%	57%	27
No	7.3%	10%	17%	0%	0%	8%	8%	0%	9%	0%	8%	0%	9%	0%	6%	14%	3
Sometimes	17.1%	20%	17%	0%	29%	17%	15%	33%	15%	0%	16%	0%	21%	0%	16%	29%	7
I have not tried accessing resources in the counseling office.	9.8%	20%	0%	0%	0%	13%	0%	33%	9%	0%	8%	25%	3%	67%	13%	0%	4
10. Do you feel comfortable seeking help from your school counselor?																	
Yes	68.3%	55%	67%	100%	71%	71%	69%	33%	64%	100%	68%	100%	65%	67%	66%	71%	28
No	4.9%	5%	17%	0%	0%	8%	0%	0%	6%	0%	5%	0%	6%	0%	3%	14%	2
Sometimes	19.5%	25%	17%	0%	29%	17%	23%	33%	21%	0%	19%	0%	24%	0%	22%	14%	8
I have not tried seeking help from my school counselor.	7.3%	15%	0%	0%	0%	4%	8%	33%	9%	0%	8%	0%	6%	33%	9%	0%	3
I do not know who my school counselor is.	0%	0%	0%	0%	0%	0%	0%	0%	0%	0%	0%	0%	0%	0%	0%	0%	0
11. Are you able to schedule an appointment with your school counselor?																	
Yes	80.5%	70%	67%	100%	100%	83%	85%	33%	82%	100%	78%	100%	82%	33%	84%	71%	33
No	2.4%	5%	0%	0%	0%	4%	0%	0%	3%	0%	3%	0%	3%	0%	0%	14%	1
Sometimes	2.4%	0%	17%	0%	0%	4%	0%	0%	3%	0%	3%	0%	3%	0%	3%	0%	1
I have not tried to schedule an appointment with my school counselor.	14.6%	25%	17%	0%	0%	8%	15%	67%	12%	0%	16%	0%	12%	67%	13%	14%	6
12. Do you need additional support from your school counselor in any of the following areas? (Mark all that apply)																	

SUCCESS Academy (SUU)

Student Survey

2022 - 2023

	Overall Responders	Grade				Gender			Ethnicity		Language	Education		GPA		Total Responders	
	Count	9th grade	10th grade	11th grade	12th grade	Female	Male	Prefer not to answer	White / Caucasian	Asian	English	Yes	No	I don't know	Mostly As (3.7-4.0)	Mostly Bs (2.5-3.3)	
Academics/School	34.1%	35%	67%	25%	14%	42%	23%	33%	30%	33%	30%	50%	35%	0%	31%	43%	41
College/Career Planning	2.4%	5%	0%	0%	0%	0%	0%	33%	0%	0%	0%	0%	3%	0%	3%	0%	14
Social/Friends	19.5%	20%	0%	25%	29%	21%	8%	33%	18%	0%	19%	25%	21%	0%	13%	57%	1
Emotional/Mental Health	7.3%	0%	0%	0%	43%	4%	8%	0%	9%	0%	8%	0%	9%	0%	6%	14%	8
Circumstances outside the school setting that impacts their learning (e.g., homelessness, food insecurity, safety, traumatic events, citizenship, etc.)	48.8%	50%	33%	63%	43%	46%	54%	67%	52%	67%	51%	50%	47%	67%	53%	29%	3
None of the above	0%	0%	0%	0%	0%	0%	0%	0%	0%	0%	0%	0%	0%	0%	0%	0%	20
13. Do any of the following emotions impact your success at school? (Mark all that apply)																	
Anger	12.2%	15%	0%	13%	14%	13%	8%	33%	9%	0%	11%	0%	15%	0%	6%	29%	5
Fear	17.1%	10%	17%	13%	43%	21%	8%	0%	21%	0%	19%	0%	21%	0%	16%	29%	7
Loneliness	17.1%	10%	17%	25%	29%	21%	0%	33%	18%	0%	16%	25%	18%	0%	16%	29%	7
Sadness	65.9%	55%	100%	63%	71%	67%	54%	100%	67%	33%	65%	75%	71%	0%	59%	86%	27
Stress or anxiety	17.1%	10%	33%	25%	14%	17%	8%	33%	21%	0%	19%	25%	18%	0%	13%	29%	7
Other (please explain)	24.4%	25%	0%	38%	29%	25%	31%	0%	24%	33%	27%	0%	24%	67%	28%	14%	10
None of the above	0%	0%	0%	0%	0%	0%	0%	0%	0%	0%	0%	0%	0%	0%	0%	0%	0
14. Do you need help with any of the following skills?																	
Voicing my concerns and speaking up for myself.																	
Very Needed	2.4%	5%	0%	0%	0%	0%	0%	33%	3%	0%	3%	0%	3%	0%	3%	0%	1
Needed	7.3%	10%	0%	0%	14%	8%	8%	0%	9%	0%	8%	0%	9%	0%	6%	14%	3
Somewhat Needed	24.4%	30%	33%	13%	14%	21%	31%	33%	21%	0%	24%	0%	29%	0%	19%	43%	10
Not Needed	65.9%	55%	67%	88%	71%	71%	62%	33%	67%	100%	65%	100%	59%	100%	72%	43%	27

SUCCESS Academy (SUU)

Student Survey 2022 - 2023

	Overall Responders	Grade				Gender			Ethnicity		Language	Education		GPA		Total Responders	
	Count	9th grade	10th grade	11th grade	12th grade	Female	Male	Prefer not to answer	White / Caucasian	Asian	English	Yes	No	I don't know	Mostly A's (3.7-4.0)	Mostly B's (2.5-3.3)	
Learning how to talk to an adult (e.g., teacher, counselor, administrator) at school.																	41
Very Needed	4.9%	10%	0%	0%	0%	4%	8%	0%	3%	0%	5%	0%	6%	0%	0%	14%	2
Needed	4.9%	10%	0%	0%	0%	0%	8%	33%	6%	0%	5%	0%	6%	0%	6%	0%	2
Somewhat Needed	26.8%	25%	50%	13%	29%	33%	15%	0%	30%	0%	27%	50%	24%	33%	31%	14%	11
Not Needed	63.4%	55%	50%	88%	71%	63%	69%	67%	61%	100%	62%	50%	65%	67%	63%	71%	26
Knowing what to do if I am or other students are being bullied, mistreated, or are feeling lonely.																	
Very Needed	0%	0%	0%	0%	0%	0%	0%	0%	0%	0%	0%	0%	0%	0%	0%	0%	0
Needed	4.9%	5%	0%	0%	14%	4%	0%	0%	6%	0%	5%	0%	6%	0%	6%	0%	2
Somewhat Needed	26.8%	35%	0%	25%	29%	29%	15%	67%	27%	0%	27%	25%	26%	33%	28%	29%	11
Not Needed	68.3%	60%	100%	75%	57%	67%	85%	33%	67%	100%	68%	75%	68%	67%	66%	71%	28
Knowing how to manage my emotions (e.g., sadness, anxiety, etc.) in a positive way without hurting myself or others.																	
Very Needed	9.8%	10%	0%	13%	14%	17%	0%	0%	9%	0%	11%	0%	12%	0%	3%	43%	4
Needed	9.8%	10%	0%	13%	14%	8%	8%	0%	12%	0%	11%	0%	9%	33%	9%	0%	4
Somewhat Needed	17.1%	20%	17%	13%	14%	17%	8%	67%	18%	0%	16%	25%	18%	0%	19%	0%	7
Not Needed	63.4%	60%	83%	63%	57%	58%	85%	33%	61%	100%	62%	75%	62%	67%	69%	57%	26
15. Which of the following services would help you improve your academic performance?																	
Additional access to school counselors																	
Very Needed	2.4%	0%	0%	0%	14%	4%	0%	0%	3%	0%	3%	0%	3%	0%	0%	14%	1
Needed	2.4%	5%	0%	0%	0%	0%	0%	33%	0%	0%	0%	0%	3%	0%	3%	0%	1
Somewhat Needed	7.3%	0%	17%	13%	14%	8%	8%	0%	6%	33%	8%	0%	9%	0%	9%	0%	3
Not Needed	87.8%	95%	83%	88%	71%	88%	92%	67%	91%	67%	89%	100%	85%	100%	88%	86%	36

SUCCESS Academy (SUU)

Student Survey 2022 - 2023

	Overall Responders	Grade				Gender			Ethnicity		Language	Education		GPA		Total Responders	
	Count	9th grade	10th grade	11th grade	12th grade	Female	Male	Prefer not to answer	White / Caucasian	Asian	English	Yes	No	I don't know	Mostly A's (3.7-4.0)	Mostly B's (2.5-3.3)	
Study hall/Academic support classes																	41
Very Needed	14.6%	15%	17%	13%	14%	13%	8%	67%	15%	0%	14%	0%	18%	0%	6%	29%	6
Needed	17.1%	30%	17%	0%	0%	17%	23%	0%	12%	33%	14%	25%	12%	67%	19%	14%	7
Somewhat Needed	34.1%	40%	67%	25%	0%	42%	23%	33%	33%	33%	38%	0%	41%	0%	34%	43%	14
Not Needed	34.1%	15%	0%	63%	86%	29%	46%	0%	39%	33%	35%	75%	29%	33%	41%	14%	14
Individual support time during class																	
Very Needed	12.2%	15%	0%	13%	14%	13%	15%	0%	12%	33%	11%	0%	15%	0%	6%	29%	5
Needed	9.8%	5%	17%	13%	14%	13%	8%	0%	6%	33%	8%	25%	9%	0%	6%	29%	4
Somewhat Needed	29.3%	35%	50%	13%	14%	33%	23%	33%	27%	0%	27%	25%	29%	33%	31%	29%	12
Not Needed	48.8%	45%	33%	63%	57%	42%	54%	67%	55%	33%	54%	50%	47%	67%	56%	14%	20
Before/after school access to a teacher(s)																	
Very Needed	9.8%	10%	0%	0%	29%	13%	0%	33%	9%	0%	8%	25%	9%	0%	9%	14%	4
Needed	14.6%	15%	17%	13%	14%	13%	15%	0%	9%	67%	14%	0%	12%	67%	19%	0%	6
Somewhat Needed	39.0%	40%	83%	38%	0%	50%	23%	33%	42%	0%	41%	50%	41%	0%	31%	71%	16
Not Needed	36.6%	35%	0%	50%	57%	25%	62%	33%	39%	33%	38%	25%	38%	33%	41%	14%	15
16. When school counselors make classroom presentations, which topics do you feel are most valuable?																	
College and career information																	
Very Valuable	43.9%	35%	67%	63%	29%	46%	31%	67%	45%	0%	43%	50%	44%	33%	44%	43%	18
Valuable	31.7%	45%	17%	13%	29%	38%	31%	0%	27%	67%	30%	50%	29%	33%	34%	29%	13
Somewhat Valuable	22.0%	20%	17%	25%	29%	17%	31%	33%	24%	33%	24%	0%	24%	33%	19%	29%	9
Not Valuable	2.4%	0%	0%	0%	14%	0%	8%	0%	3%	0%	3%	0%	3%	0%	3%	0%	1
Scholarships and financial aid																	
Very Valuable	53.7%	55%	83%	50%	29%	50%	46%	100%	55%	33%	51%	50%	56%	33%	50%	57%	22
Valuable	39.0%	35%	17%	38%	71%	42%	46%	0%	36%	67%	41%	50%	35%	67%	44%	29%	16

SUCCESS Academy (SUU)

Student Survey

2022 - 2023

		Grade				Gender			Ethnicity		Language	Education		GPA			
	Overall Responders	9th grade	10th grade	11th grade	12th grade	Female	Male	Prefer not to answer	White / Caucasian	Asian	English	Yes	No	I don't know	Mostly As (3.7-4.0)	Mostly Bs (2.5-3.3)	Total Responders
	Count	20	6	8	7	24	13	3	33	3	37	4	34	3	32	7	41
Somewhat Valuable	4.9%	5%	0%	13%	0%	4%	8%	0%	6%	0%	5%	0%	6%	0%	3%	14%	2
Not Valuable	2.4%	5%	0%	0%	0%	4%	0%	0%	3%	0%	3%	0%	3%	0%	3%	0%	1
Stress management																	
Very Valuable	34.1%	25%	33%	50%	43%	46%	0%	67%	33%	0%	35%	0%	38%	33%	31%	57%	14
Valuable	39.0%	40%	67%	25%	29%	42%	38%	33%	36%	67%	38%	100%	29%	67%	44%	14%	16
Somewhat Valuable	14.6%	20%	0%	0%	29%	4%	38%	0%	18%	0%	16%	0%	18%	0%	13%	14%	6
Not Valuable	12.2%	15%	0%	25%	0%	8%	23%	0%	12%	33%	11%	0%	15%	0%	13%	14%	5
Study skills and succeeding in school																	
Very Valuable	24.4%	20%	17%	38%	29%	38%	0%	33%	24%	0%	27%	0%	26%	33%	19%	57%	10
Valuable	43.9%	40%	67%	25%	57%	42%	38%	67%	39%	67%	41%	75%	41%	33%	47%	14%	18
Somewhat Valuable	12.2%	15%	17%	13%	0%	13%	15%	0%	15%	0%	14%	25%	9%	33%	16%	0%	5
Not Valuable	19.5%	25%	0%	25%	14%	8%	46%	0%	21%	33%	19%	0%	24%	0%	19%	29%	8
Relationships with peers, parents, teachers																	
Very Valuable	24.4%	20%	0%	50%	29%	38%	8%	0%	24%	0%	27%	0%	26%	33%	19%	43%	10
Valuable	26.8%	20%	67%	13%	29%	25%	23%	67%	27%	67%	27%	50%	26%	0%	31%	0%	11
Somewhat Valuable	34.1%	35%	33%	25%	43%	29%	38%	33%	30%	33%	30%	50%	32%	33%	34%	43%	14
Not Valuable	14.6%	25%	0%	13%	0%	8%	31%	0%	18%	0%	16%	0%	15%	33%	16%	14%	6
Self-esteem/self-confidence																	
Very Valuable	24.4%	20%	17%	38%	29%	38%	0%	33%	24%	0%	27%	0%	26%	33%	22%	43%	10
Valuable	31.7%	20%	67%	38%	29%	33%	23%	67%	30%	67%	30%	75%	29%	0%	38%	0%	13
Somewhat Valuable	22.0%	20%	17%	13%	43%	13%	38%	0%	21%	0%	22%	25%	24%	0%	19%	43%	9
Not Valuable	22.0%	40%	0%	13%	0%	17%	38%	0%	24%	33%	22%	0%	21%	67%	22%	14%	9
Test preparation for college (e.g., ACT/SAT)																	
Very Valuable	51.2%	50%	33%	88%	29%	63%	31%	33%	48%	67%	51%	50%	53%	33%	50%	57%	21
Valuable	31.7%	35%	50%	0%	43%	29%	38%	33%	30%	33%	30%	50%	32%	0%	34%	29%	13

SUCCESS Academy (SUU)

Student Survey

2022 - 2023

	Overall Responders	Grade				Gender			Ethnicity		Language	Education		GPA		Total Responders	
		9th grade	10th grade	11th grade	12th grade	Female	Male	Prefer not to answer	White / Caucasian	Asian	English	Yes	No	I don't know	Mostly A's (3.7-4.0)	Mostly B's (2.5-3.3)	
	Count	20	6	8	7	24	13	3	33	3	37	4	34	3	32	7	41
Somewhat Valuable	12.2%	10%	17%	0%	29%	4%	23%	33%	15%	0%	14%	0%	9%	67%	13%	0%	5
Not Valuable	4.9%	5%	0%	13%	0%	4%	8%	0%	6%	0%	5%	0%	6%	0%	3%	14%	2
Suicide prevention																	
Very Valuable	34.1%	30%	17%	50%	43%	38%	15%	67%	33%	0%	35%	25%	35%	33%	28%	57%	14
Valuable	26.8%	20%	67%	13%	29%	33%	23%	0%	27%	33%	27%	25%	29%	0%	31%	14%	11
Somewhat Valuable	24.4%	25%	17%	25%	29%	13%	46%	33%	21%	67%	22%	50%	21%	33%	28%	0%	10
Not Valuable	14.6%	25%	0%	13%	0%	17%	15%	0%	18%	0%	16%	0%	15%	33%	13%	29%	6
Internet/Social media safety																	
Very Valuable	17.1%	5%	17%	38%	29%	29%	0%	0%	18%	0%	19%	0%	18%	33%	16%	29%	7
Valuable	31.7%	30%	33%	38%	29%	38%	15%	33%	30%	67%	32%	50%	32%	0%	34%	29%	13
Somewhat Valuable	22.0%	25%	33%	0%	29%	13%	38%	33%	18%	0%	19%	25%	24%	0%	22%	29%	9
Not Valuable	29.3%	40%	17%	25%	14%	21%	46%	33%	33%	33%	30%	25%	26%	67%	28%	14%	12
17. Which topic(s) would help you in a small group counseling setting (upon parental consent)?																	
Mindfulness/Stress Management																	
Very Valuable	29.3%	20%	33%	50%	29%	29%	8%	100%	27%	0%	30%	0%	32%	33%	22%	57%	12
Valuable	22.0%	15%	33%	25%	29%	29%	15%	0%	18%	67%	19%	75%	18%	0%	25%	14%	9
Somewhat Valuable	26.8%	30%	33%	0%	43%	17%	54%	0%	30%	0%	30%	25%	26%	33%	28%	14%	11
Not Valuable	22.0%	35%	0%	25%	0%	25%	23%	0%	24%	33%	22%	0%	24%	33%	25%	14%	9
Life Skills																	
Very Valuable	31.7%	20%	50%	50%	29%	38%	8%	67%	30%	33%	30%	50%	29%	33%	28%	43%	13
Valuable	31.7%	25%	33%	25%	57%	29%	46%	0%	27%	67%	32%	0%	38%	0%	34%	29%	13
Somewhat Valuable	22.0%	35%	17%	0%	14%	17%	31%	33%	24%	0%	22%	50%	15%	67%	25%	0%	9
Not Valuable	14.6%	20%	0%	25%	0%	17%	15%	0%	18%	0%	16%	0%	18%	0%	13%	29%	6
Coping with Stress/Anxiety																	
Very Valuable	29.3%	20%	33%	38%	43%	29%	15%	67%	30%	0%	30%	0%	32%	33%	25%	43%	12

SUCCESS Academy (SUU)

Student Survey

2022 - 2023

	Overall Responders	Grade				Gender			Ethnicity		Language	Education		GPA		Total Responders	
		9th grade	10th grade	11th grade	12th grade	Female	Male	Prefer not to answer	White / Caucasian	Asian	English	Yes	No	I don't know	Mostly As (3.7-4.0)	Mostly Bs (2.5-3.3)	
	Count	20	6	8	7	24	13	3	33	3	37	4	34	3	32	7	41
Valuable	26.8%	30%	50%	13%	14%	33%	15%	33%	24%	33%	24%	75%	21%	33%	25%	29%	11
Somewhat Valuable	24.4%	20%	17%	25%	43%	17%	46%	0%	24%	33%	27%	25%	26%	0%	28%	14%	10
Not Valuable	19.5%	30%	0%	25%	0%	21%	23%	0%	21%	33%	19%	0%	21%	33%	22%	14%	8
Healthy Relationships																	
Very Valuable	26.8%	30%	17%	38%	14%	29%	15%	67%	24%	33%	24%	25%	24%	67%	28%	29%	11
Valuable	22.0%	20%	67%	0%	14%	21%	23%	33%	24%	33%	22%	0%	26%	0%	16%	29%	9
Somewhat Valuable	34.1%	25%	17%	38%	71%	29%	46%	0%	30%	33%	35%	75%	29%	33%	38%	29%	14
Not Valuable	17.1%	25%	0%	25%	0%	21%	15%	0%	21%	0%	19%	0%	21%	0%	19%	14%	7
Conflict Resolution																	
Very Valuable	22.0%	30%	0%	25%	14%	29%	8%	33%	21%	0%	24%	25%	21%	33%	16%	43%	9
Valuable	22.0%	15%	67%	13%	14%	25%	15%	33%	21%	33%	19%	0%	24%	33%	25%	14%	9
Somewhat Valuable	39.0%	35%	33%	25%	71%	29%	54%	33%	39%	33%	41%	50%	38%	33%	44%	14%	16
Not Valuable	17.1%	20%	0%	38%	0%	17%	23%	0%	18%	33%	16%	25%	18%	0%	16%	29%	7
Grief/Loss																	
Very Valuable	34.1%	30%	33%	50%	29%	42%	8%	67%	30%	33%	32%	50%	32%	33%	34%	43%	14
Valuable	19.5%	15%	33%	0%	43%	17%	23%	33%	18%	33%	16%	25%	18%	33%	22%	0%	8
Somewhat Valuable	22.0%	20%	33%	13%	29%	17%	38%	0%	24%	33%	24%	25%	24%	0%	19%	29%	9
Not Valuable	24.4%	35%	0%	38%	0%	25%	31%	0%	27%	0%	27%	0%	26%	33%	25%	29%	10
18. What is your college/career plan after high school?																	
Work or on-the-job training (apprenticeships)	7.3%	0%	0%	13%	29%	8%	8%	0%	9%	0%	8%	0%	9%	0%	9%	0%	3
Military	2.4%	5%	0%	0%	0%	0%	8%	0%	3%	0%	3%	0%	3%	0%	0%	14%	1
1-2 years (or less) of college leading to a technical license or certificate program	0%	0%	0%	0%	0%	0%	0%	0%	0%	0%	0%	0%	0%	0%	0%	0%	0
2 years of college (associate or technical degree)	4.9%	10%	0%	0%	0%	4%	8%	0%	6%	0%	5%	25%	3%	0%	3%	0%	2

SUCCESS Academy (SUU)

Student Survey 2022 - 2023

	Overall Responders	Grade				Gender			Ethnicity		Language	Education		GPA		Total Responders	
	Count	9th grade	10th grade	11th grade	12th grade	Female	Male	Prefer not to answer	White / Caucasian	Asian	English	Yes	No	I don't know	Mostly A's (3.7-4.0)	Mostly B's (2.5-3.3)	
4 or more years at a college/university (bachelor, masters, or doctorate degree)	58.5%	45%	67%	88%	57%	58%	54%	67%	58%	100%	57%	75%	59%	33%	59%	57%	24
I don't know	17.1%	25%	33%	0%	0%	17%	15%	33%	15%	0%	16%	0%	15%	67%	22%	0%	7
Other (please explain)	9.8%	15%	0%	0%	14%	13%	8%	0%	9%	0%	11%	0%	12%	0%	6%	29%	4
19. What obstacles might prevent you from continuing your education after high school? (Mark all that apply)																	
Family responsibilities	19.5%	25%	33%	0%	14%	13%	31%	33%	18%	0%	22%	0%	24%	0%	9%	43%	8
Grades	39.0%	35%	67%	25%	43%	50%	15%	67%	36%	0%	38%	25%	44%	0%	28%	71%	16
Motivation	56.1%	45%	83%	63%	57%	50%	69%	33%	55%	100%	54%	75%	56%	33%	59%	29%	23
Cost	22.0%	25%	0%	25%	29%	21%	23%	33%	27%	0%	24%	25%	21%	33%	25%	14%	9
None of the above	12.2%	10%	0%	25%	14%	17%	8%	0%	15%	0%	14%	25%	9%	33%	16%	0%	5
Other (please explain)	0%	0%	0%	0%	0%	0%	0%	0%	0%	0%	0%	0%	0%	0%	0%	0%	0
20. What would you like for your school counselor to discuss during your yearly small group or individual Plan for College and Career Readiness meeting?																	
Recognizing and celebrating personal strengths and interests																	
Very Important	26.8%	30%	33%	25%	14%	25%	23%	67%	30%	33%	27%	0%	32%	0%	25%	14%	11
Important	41.5%	35%	50%	50%	43%	50%	31%	33%	36%	33%	38%	100%	35%	33%	38%	71%	17
Somewhat Important	22.0%	20%	17%	13%	43%	17%	31%	0%	24%	33%	24%	0%	24%	33%	28%	0%	9
Not Important	9.8%	15%	0%	13%	0%	8%	15%	0%	9%	0%	11%	0%	9%	33%	9%	14%	4
Goal setting for the future																	
Very Important	36.6%	35%	50%	50%	14%	42%	23%	67%	33%	33%	35%	25%	41%	0%	28%	57%	15
Important	39.0%	50%	50%	25%	14%	33%	54%	33%	39%	33%	38%	50%	38%	33%	44%	29%	16
Somewhat Important	19.5%	10%	0%	13%	71%	21%	15%	0%	21%	33%	22%	25%	15%	67%	25%	0%	8
Not Important	4.9%	5%	0%	13%	0%	4%	8%	0%	6%	0%	5%	0%	6%	0%	3%	14%	2

SUCCESS Academy (SUU)

Student Survey 2022 - 2023

		Grade				Gender			Ethnicity		Language	Education		GPA			
	Overall Responders	9th grade	10th grade	11th grade	12th grade	Female	Male	Prefer not to answer	White / Caucasian	Asian	English	Yes	No	I don't know	Mostly As (3.7-4.0)	Mostly Bs (2.5-3.3)	Total Responders
	Count	20	6	8	7	24	13	3	33	3	37	4	34	3	32	7	41
Career planning based on interests and abilities																	
Very Important	51.2%	50%	67%	75%	14%	58%	31%	100%	52%	33%	51%	25%	59%	0%	47%	57%	21
Important	36.6%	45%	33%	0%	57%	33%	54%	0%	36%	33%	35%	75%	26%	100%	41%	29%	15
Somewhat Important	12.2%	5%	0%	25%	29%	8%	15%	0%	12%	33%	14%	0%	15%	0%	13%	14%	5
Not Important	0%	0%	0%	0%	0%	0%	0%	0%	0%	0%	0%	0%	0%	0%	0%	0%	0
Academic 4-year planning that connects to future goals																	
Very Important	36.6%	40%	33%	50%	14%	42%	31%	33%	36%	33%	35%	75%	35%	0%	38%	29%	15
Important	39.0%	35%	50%	25%	57%	42%	38%	33%	36%	67%	38%	25%	41%	33%	41%	43%	16
Somewhat Important	19.5%	25%	17%	0%	29%	13%	23%	33%	21%	0%	22%	0%	18%	67%	19%	14%	8
Not Important	4.9%	0%	0%	25%	0%	4%	8%	0%	6%	0%	5%	0%	6%	0%	3%	14%	2
Information about training after high school (e.g., apprenticeships, technical colleges, and colleges/universities)																	
Very Important	36.6%	30%	50%	38%	43%	42%	31%	33%	36%	67%	35%	25%	41%	0%	34%	43%	15
Important	43.9%	50%	50%	25%	43%	46%	31%	67%	42%	0%	43%	75%	38%	67%	44%	43%	18
Somewhat Important	12.2%	15%	0%	13%	14%	8%	23%	0%	12%	33%	14%	0%	12%	33%	16%	0%	5
Not Important	7.3%	5%	0%	25%	0%	4%	15%	0%	9%	0%	8%	0%	9%	0%	6%	14%	3
College and job application process																	
Very Important	41.5%	40%	33%	63%	29%	46%	23%	67%	42%	33%	41%	50%	44%	0%	44%	29%	17
Important	48.8%	50%	50%	25%	71%	46%	69%	0%	52%	33%	49%	50%	44%	100%	47%	71%	20
Somewhat Important	7.3%	5%	17%	13%	0%	4%	8%	33%	3%	33%	8%	0%	9%	0%	6%	0%	3
Not Important	2.4%	5%	0%	0%	0%	4%	0%	0%	3%	0%	3%	0%	3%	0%	3%	0%	1
Resume building																	
Very Important	43.9%	45%	33%	38%	57%	42%	46%	33%	45%	33%	46%	50%	47%	0%	41%	57%	18
Important	41.5%	35%	50%	50%	43%	50%	38%	0%	42%	67%	41%	50%	35%	100%	47%	29%	17
Somewhat Important	9.8%	10%	17%	13%	0%	0%	15%	67%	6%	0%	8%	0%	12%	0%	6%	14%	4

SUCCESS Academy (SUU)

Student Survey 2022 - 2023

		Grade				Gender			Ethnicity		Language	Education		GPA			
	Overall Responders	9th grade	10th grade	11th grade	12th grade	Female	Male	Prefer not to answer	White / Caucasian	Asian	English	Yes	No	I don't know	Mostly A's (3.7-4.0)	Mostly B's (2.5-3.3)	Total Responders
	Count	20	6	8	7	24	13	3	33	3	37	4	34	3	32	7	41
Respect for other cultures and viewpoints																	
Very Needed	12.2%	10%	17%	13%	14%	17%	0%	33%	9%	33%	11%	25%	12%	0%	13%	14%	5
Needed	12.2%	15%	17%	0%	14%	8%	15%	33%	9%	33%	8%	0%	15%	0%	13%	14%	5
Somewhat Needed	36.6%	25%	50%	38%	57%	42%	38%	0%	42%	0%	41%	75%	35%	0%	38%	43%	15
Not Needed	39.0%	50%	17%	50%	14%	33%	46%	33%	39%	33%	41%	0%	38%	100%	38%	29%	16
Ability to stand up for others with different backgrounds																	
Very Needed	14.6%	15%	17%	13%	14%	21%	0%	33%	12%	33%	14%	50%	12%	0%	16%	14%	6
Needed	7.3%	10%	0%	0%	14%	4%	15%	0%	9%	0%	8%	0%	9%	0%	6%	14%	3
Somewhat Needed	24.4%	15%	50%	25%	29%	29%	23%	0%	24%	33%	24%	25%	26%	0%	22%	43%	10
Not Needed	53.7%	60%	33%	63%	43%	46%	62%	67%	55%	33%	54%	25%	53%	100%	56%	29%	22
Recognize and defend human rights																	
Very Needed	14.6%	20%	17%	0%	14%	21%	0%	33%	15%	0%	14%	50%	12%	0%	16%	14%	6
Needed	9.8%	10%	17%	13%	0%	13%	8%	0%	6%	33%	11%	0%	12%	0%	9%	14%	4
Somewhat Needed	26.8%	10%	33%	25%	71%	21%	31%	33%	30%	33%	27%	50%	26%	0%	28%	14%	11
Not Needed	48.8%	60%	33%	63%	14%	46%	62%	33%	48%	33%	49%	0%	50%	100%	47%	57%	20
22. In your opinion:																	
I have access to information about the level of training/education I can earn after high school (e.g., apprenticeships, certificates, degrees).																	
Yes	92.7%	95%	83%	100%	86%	100%	77%	100%	91%	100%	92%	100%	91%	100%	91%	100%	38
No	7.3%	5%	17%	0%	14%	0%	23%	0%	9%	0%	8%	0%	9%	0%	9%	0%	3
I understand how to apply for different training/education programs after high school.																	
Yes	58.5%	40%	67%	63%	100%	50%	77%	33%	58%	100%	59%	50%	65%	0%	53%	86%	24
No	41.5%	60%	33%	38%	0%	50%	23%	67%	42%	0%	41%	50%	35%	100%	47%	14%	17

SUCCESS Academy (SUU)

Student Survey 2022 - 2023

	Overall Responders	Grade				Gender			Ethnicity		Language		Education		GPA		Total Responders
	Count	9th grade	10th grade	11th grade	12th grade	Female	Male	Prefer not to answer	White / Caucasian	Asian	English	Yes	No	I don't know	Mostly As (3.7-4.0)	Mostly Bs (2.5-3.3)	
I understand what training/education after high school will cost.																	41
Yes	70.7%	65%	33%	88%	100%	67%	85%	33%	73%	67%	73%	100%	71%	33%	72%	86%	29
No	29.3%	35%	67%	13%	0%	33%	15%	67%	27%	33%	27%	0%	29%	67%	28%	14%	12
I understand the different ways to pay for the cost of training/education after high school (e.g., scholarships, financial aid/FAFSA, savings, etc.)																	30
Yes	73.2%	60%	67%	88%	100%	75%	85%	0%	73%	100%	73%	75%	76%	33%	75%	86%	30
No	26.8%	40%	33%	13%	0%	25%	15%	100%	27%	0%	27%	25%	24%	67%	25%	14%	11
I am provided information about classes that prepare me for college/career options (e.g., challenging classes, Career & Technical Education (CTE) classes/pathways, Honors, Concurrent Enrollment (CE), Advanced Placement (AP), etc.)																	33
Yes	80.5%	80%	50%	100%	86%	83%	85%	33%	76%	100%	78%	100%	79%	67%	81%	86%	33
No	19.5%	20%	50%	0%	14%	17%	15%	67%	24%	0%	22%	0%	21%	33%	19%	14%	8
23. I am aware of Career and Technical Education (CTE) Pathways.																	32
Yes	78.0%	80%	83%	50%	100%	75%	85%	67%	76%	100%	76%	75%	79%	67%	78%	71%	32
No	22.0%	20%	17%	50%	0%	25%	15%	33%	24%	0%	24%	25%	21%	33%	22%	29%	9
24. I understand how to become a CTE Pathway Concentrator or Completer.																	19
Yes	46.3%	35%	67%	38%	71%	46%	46%	33%	45%	100%	46%	50%	47%	33%	44%	57%	19
No	53.7%	65%	33%	63%	29%	54%	54%	67%	55%	0%	54%	50%	53%	67%	56%	43%	22
25. I feel connected to my school.																	15
Strongly Agree	36.6%	30%	33%	50%	43%	46%	23%	0%	39%	33%	38%	75%	32%	33%	34%	43%	15
Agree	34.1%	35%	50%	25%	29%	33%	38%	33%	30%	67%	32%	25%	35%	33%	34%	29%	14
Undecided	24.4%	30%	17%	13%	29%	21%	23%	67%	24%	0%	24%	0%	26%	33%	28%	14%	10

SUCCESS Academy (SUU)

Student Survey 2022 - 2023

	Overall Responders	Grade				Gender			Ethnicity		Language		Education		GPA		Total Responders
		9th grade	10th grade	11th grade	12th grade	Female	Male	Prefer not to answer	White / Caucasian	Asian	English	Yes	No	I don't know	Mostly A's (3.7-4.0)	Mostly B's (2.5-3.3)	
Count		20	6	8	7	24	13	3	33	3	37	4	34	3	32	7	41
Disagree	0%	0%	0%	0%	0%	0%	0%	0%	0%	0%	0%	0%	0%	0%	0%	0%	0
Strongly Disagree	4.9%	5%	0%	13%	0%	0%	15%	0%	6%	0%	5%	0%	6%	0%	3%	14%	2
26. There are clubs and extracurricular activities that I belong to or interest me. If no, please explain.																	
Yes	75.6%	75%	50%	100%	71%	79%	85%	0%	76%	100%	76%	100%	74%	67%	84%	43%	31
No	24.4%	25%	50%	0%	29%	21%	15%	100%	24%	0%	24%	0%	26%	33%	16%	57%	10
27. Were all your questions answered during your CCR meeting?																	
YES	78.0%	70%	83%	88%	86%	79%	77%	67%	76%	100%	76%	100%	76%	67%	81%	57%	32
NO	22.0%	30%	17%	13%	14%	21%	23%	33%	24%	0%	24%	0%	24%	33%	19%	43%	9
28. Was the time convenient for your CCR meeting with your counselor?																	
YES	85.4%	80%	83%	100%	86%	92%	77%	67%	82%	100%	84%	100%	85%	67%	88%	86%	35
NO	14.6%	20%	17%	0%	14%	8%	23%	33%	18%	0%	16%	0%	15%	33%	13%	14%	6
29. Do you have suggestions to make CCR better in the future?																	

SUCCESS Academy (SUU)

Student Survey 2022 - 2023

16. When school counselors make classroom presentations, which topics do you feel are most valuable?

Stress management

Filter Applied	Answer	Details	Chart
Male	Very Valuable	0% of Male said 'Very Valuable' compared to 34.1% of the overall population	<p>A horizontal bar chart with two bars. The top bar is white and represents 0%. The bottom bar is blue and represents 34.1%.</p>

Study skills and succeeding in school

Filter Applied	Answer	Details	Chart
Male	Very Valuable	0% of Male said 'Very Valuable' compared to 24.4% of the overall population	<p>A horizontal bar chart with two bars. The top bar is white and represents 0%. The bottom bar is blue and represents 24.4%.</p>

Self-esteem/self-confidence

Filter Applied	Answer	Details	Chart
Male	Very Valuable	0% of Male said 'Very Valuable' compared to 24.4% of the overall population	<p>A horizontal bar chart with two bars. The top bar is white and represents 0%. The bottom bar is blue and represents 24.4%.</p>

SUCCESS Academy (SUU)

Student Survey

2022 - 2023

1. What is your grade?

Answers	Responder Count	Percentage	State Percentage
6th grade	0	0%	5%
7th grade	0	0%	21%
8th grade	0	0%	21%
9th grade	20	49%	20%
10th grade	6	15%	12%
11th grade	8	20%	12%
12th grade	7	17%	9%

2. What is your gender?

Answers	Responder Count	Percentage	State Percentage
Female	24	59%	48%
Male	13	32%	47%
Prefer not to answer	3	7%	3%
Other	1	2%	2%

3. What is your race/ethnicity?

Answers	Responder Count	Percentage	State Percentage
White / Caucasian	33	80%	72%
Native Hawaiian or Pacific Islander	0	0%	2%
Hispanic or Latino	2	5%	14%
Asian	3	7%	3%
African American	0	0%	2%
American Indian / Alaskan Native	2	5%	1%
Other Ethnicity	0	0%	2%
Prefer not to answer	1	2%	5%

4. What is the primary language spoken in your home?

Answers	Responder Count	Percentage	State Percentage
English	37	90%	89%
Spanish	1	2%	7%
Pacific Islander Language	0	0%	0%
American Indian Language	0	0%	0%
Asian Language	2	5%	1%
Other Language	0	0%	1%
Prefer not to answer	1	2%	1%

SUCCESS Academy (SUU)

Student Survey

2022 - 2023

5. Are you a first-generation college student? A first-generation college student is a student whom neither parent graduated with a 4-year degree (in the U.S.)

Answers	Responder Count	Percentage	State Percentage
Yes	4	10%	16%
No	34	83%	56%
I don't know	3	7%	28%

6. What type of grades do you typically earn? You can also choose your answer based on approximate Grade Point Average (GPA).

Answers	Responder Count	Percentage	State Percentage
Mostly A's (3.7-4.0)	32	78%	54%
Mostly B's (2.5-3.3)	7	17%	30%
Mostly C's (1.7-2.3)	1	2%	12%
Mostly D's (1.0-1.3)	1	2%	3%
Below D's (1.0 or below)	0	0%	2%

7. Please evaluate the services you received from your school counselor.

Classroom school counseling lessons and activities (e.g., college and career search, interest inventory, financial aid/scholarships, life skills, suicide prevention, etc.)

Answers	Responder Count	Percentage	State Percentage
Very Helpful	18	44%	21%
Helpful	10	24%	38%
Somewhat Helpful	9	22%	25%
Not Helpful	4	10%	6%
Have not received this service from my school counselor	0	0%	11%

College and career awareness and exploration activities (e.g., Utah College Application Week, college tours, financial aid nights, job shadows, internships, career fairs, resume building, CTE pathways, online college/career exploration, etc.)

Answers	Responder Count	Percentage	State Percentage
Very Helpful	15	37%	22%
Helpful	12	29%	37%
Somewhat Helpful	10	24%	24%
Not Helpful	2	5%	5%
Have not received this service from my school counselor	2	5%	12%

Plan for College and Career Readiness Meetings, including 4-year course planning

Answers	Responder Count	Percentage	State Percentage
Very Helpful	21	51%	20%
Helpful	12	29%	35%
Somewhat Helpful	4	10%	23%
Not Helpful	2	5%	6%

SUCCESS Academy (SUU)

Student Survey 2022 - 2023

Have not received this service from my school counselor

Small group counseling sessions (e.g., grief and loss, conflict resolution, life skills, etc.)

Answers

Very Helpful

Helpful

Somewhat Helpful

Not Helpful

Have not received this service from my school counselor

Individual counseling sessions (e.g., short-term solution-focused counseling, not diagnostic or therapeutic counseling)

Answers

Very Helpful

Helpful

Somewhat Helpful

Not Helpful

Have not received this service from my school counselor

Assisting students with connecting to community resources (e.g., therapeutic counseling and support groups, etc.)

Answers

Very Helpful

Helpful

Somewhat Helpful

Not Helpful

Have not received this service from my school counselor

8. Do you find online college and career activities a helpful resource? (e.g., interest surveys, learning style assessments, career and college searches, scholarship and financial aid planning, etc.)

Answers

Yes

No

Sometimes

I have not used an online college/career platform (e.g., Keys to Success, Utah Futures, Naviance, Major Clarity, Kuder, Big Future, etc.)

9. Do you feel comfortable going to the counseling office?

Answers

Yes

No

Sometimes

I have not tried accessing resources in the counseling office.

10. Do you feel comfortable seeking help from your school counselor?

Answers

2	5%	16%
Responder Count	Percentage	State Percentage
11	27%	14%
10	24%	25%
4	10%	19%
0	0%	7%
16	39%	34%
Responder Count	Percentage	State Percentage
14	34%	17%
9	22%	28%
3	7%	18%
0	0%	6%
15	37%	32%
Responder Count	Percentage	State Percentage
12	29%	14%
5	12%	27%
5	12%	19%
1	2%	5%
18	44%	35%
Responder Count	Percentage	State Percentage
13	32%	31%
4	10%	9%
18	44%	30%
6	15%	30%
Responder Count	Percentage	State Percentage
27	66%	50%
3	7%	11%
7	17%	24%
4	10%	15%
Responder Count	Percentage	State Percentage

SUCCESS Academy (SUU)

Student Survey

2022 - 2023

Yes	28	68%	47%
No	2	5%	13%
Sometimes	8	20%	20%
I have not tried seeking help from my school counselor.	3	7%	18%
I do not know who my school counselor is.	0	0%	2%

11. Are you able to schedule an appointment with your school counselor?

Answers	Responder Count	Percentage	State Percentage
Yes	33	80%	56%
No	1	2%	5%
Sometimes	1	2%	11%
I have not tried to schedule an appointment with my school counselor.	6	15%	28%

12. Do you need additional support from your school counselor in any of the following areas? (Mark all that apply)

Answers	Responder Count	Percentage	State Percentage
Academics/School	14	34%	23%
College/Career Planning	1	2%	14%
Social/Friends	8	20%	17%
Emotional/Mental Health	3	7%	7%
Circumstances outside the school setting that impacts their learning (e.g., homelessness, food insecurity, safety, traumatic events, citizenship, etc.)	20	49%	58%
None of the above	0	0%	0%

13. Do any of the following emotions impact your success at school? (Mark all that apply)

Answers	Responder Count	Percentage	State Percentage
Anger	5	12%	18%
Fear	7	17%	20%
Loneliness	7	17%	24%
Sadness	27	66%	59%
Stress or anxiety	7	17%	7%
Other (please explain)	10	24%	34%
None of the above	0	0%	0%

Custom Responses

so much that i cant even explain	Numbness	social battery running out, feeling really tired
Break up	I feel like I am running off of fight or flight. i never feel rested or ready for the day	Grief
sometimes i really don't feel good and i cannot focus	Loss	lack of focus
I just don't care. I'm bored.		

SUCCESS Academy (SUU)

Student Survey

2022 - 2023

14. Do you need help with any of the following skills?

Voicing my concerns and speaking up for myself.

Answers

Very Needed

Needed

Somewhat Needed

Not Needed

Learning how to talk to an adult (e.g., teacher, counselor, administrator) at school.

Answers

Very Needed

Needed

Somewhat Needed

Not Needed

Knowing what to do if I am or other students are being bullied, mistreated, or are feeling lonely.

Answers

Very Needed

Needed

Somewhat Needed

Not Needed

Knowing how to manage my emotions (e.g., sadness, anxiety, etc.) in a positive way without hurting myself or others.

Answers

Very Needed

Needed

Somewhat Needed

Not Needed

15. Which of the following services would help you improve your academic performance?

Additional access to school counselors

Answers

Very Needed

Needed

Somewhat Needed

Not Needed

Study hall/Academic support classes

Answers

Very Needed

Needed

Somewhat Needed

Not Needed

Responder Count	Percentage	State Percentage
1	2%	7%
3	7%	11%
10	24%	25%
27	66%	58%

Responder Count	Percentage	State Percentage
2	5%	5%
2	5%	8%
11	27%	19%
26	63%	67%

Responder Count	Percentage	State Percentage
0	0%	4%
2	5%	8%
11	27%	19%
28	68%	69%

Responder Count	Percentage	State Percentage
4	10%	8%
4	10%	11%
7	17%	22%
26	63%	60%

Responder Count	Percentage	State Percentage
1	2%	4%
1	2%	9%
3	7%	23%
36	88%	64%

Responder Count	Percentage	State Percentage
6	15%	11%
7	17%	16%
14	34%	26%
14	34%	47%

SUCCESS Academy (SUU)

Student Survey 2022 - 2023

Individual support time during class

Answers	Responder Count	Percentage	State Percentage
Very Needed	5	12%	8%
Needed	4	10%	15%
Somewhat Needed	12	29%	26%
Not Needed	20	49%	51%

Before/after school access to a teacher(s)

Answers	Responder Count	Percentage	State Percentage
Very Needed	4	10%	9%
Needed	6	15%	17%
Somewhat Needed	16	39%	29%
Not Needed	15	37%	46%

16. When school counselors make classroom presentations, which topics do you feel are most valuable?

College and career information

Answers	Responder Count	Percentage	State Percentage
Very Valuable	18	44%	25%
Valuable	13	32%	35%
Somewhat Valuable	9	22%	24%
Not Valuable	1	2%	16%

Scholarships and financial aid

Answers	Responder Count	Percentage	State Percentage
Very Valuable	22	54%	32%
Valuable	16	39%	36%
Somewhat Valuable	2	5%	20%
Not Valuable	1	2%	12%

Stress management

Answers	Responder Count	Percentage	State Percentage
Very Valuable	14	34%	25%
Valuable	16	39%	33%
Somewhat Valuable	6	15%	25%
Not Valuable	5	12%	17%

Study skills and succeeding in school

Answers	Responder Count	Percentage	State Percentage
Very Valuable	10	24%	28%
Valuable	18	44%	38%
Somewhat Valuable	5	12%	22%
Not Valuable	8	20%	12%

Relationships with peers, parents, teachers

Answers	Responder Count	Percentage	State Percentage
---------	-----------------	------------	------------------

SUCCESS Academy (SUU)

Student Survey

2022 - 2023

Very Valuable	10	24%	26%
Valuable	11	27%	35%
Somewhat Valuable	14	34%	24%
Not Valuable	6	15%	15%
Self-esteem/self-confidence			
Answers	Responder Count	Percentage	State Percentage
Very Valuable	10	24%	31%
Valuable	13	32%	34%
Somewhat Valuable	9	22%	21%
Not Valuable	9	22%	14%
Test preparation for college (e.g., ACT/SAT)			
Answers	Responder Count	Percentage	State Percentage
Very Valuable	21	51%	32%
Valuable	13	32%	36%
Somewhat Valuable	5	12%	20%
Not Valuable	2	5%	11%
Suicide prevention			
Answers	Responder Count	Percentage	State Percentage
Very Valuable	14	34%	40%
Valuable	11	27%	29%
Somewhat Valuable	10	24%	16%
Not Valuable	6	15%	15%
Internet/Social media safety			
Answers	Responder Count	Percentage	State Percentage
Very Valuable	7	17%	23%
Valuable	13	32%	34%
Somewhat Valuable	9	22%	25%
Not Valuable	12	29%	18%
17. Which topic(s) would help you in a small group counseling setting (upon parental consent)?			
Mindfulness/Stress Management			
Answers	Responder Count	Percentage	State Percentage
Very Valuable	12	29%	26%
Valuable	9	22%	34%
Somewhat Valuable	11	27%	23%
Not Valuable	9	22%	16%
Life Skills			
Answers	Responder Count	Percentage	State Percentage
Very Valuable	13	32%	31%

SUCCESS Academy (SUU)

Student Survey

2022 - 2023

Valuable	13	32%	37%
Somewhat Valuable	9	22%	20%
Not Valuable	6	15%	12%
Coping with Stress/Anxiety			
Answers	Responder Count	Percentage	State Percentage
Very Valuable	12	29%	31%
Valuable	11	27%	34%
Somewhat Valuable	10	24%	21%
Not Valuable	8	20%	15%
Healthy Relationships			
Answers	Responder Count	Percentage	State Percentage
Very Valuable	11	27%	30%
Valuable	9	22%	36%
Somewhat Valuable	14	34%	20%
Not Valuable	7	17%	14%
Conflict Resolution			
Answers	Responder Count	Percentage	State Percentage
Very Valuable	9	22%	22%
Valuable	9	22%	37%
Somewhat Valuable	16	39%	24%
Not Valuable	7	17%	17%
Grief/Loss			
Answers	Responder Count	Percentage	State Percentage
Very Valuable	14	34%	25%
Valuable	8	20%	32%
Somewhat Valuable	9	22%	23%
Not Valuable	10	24%	19%
18. What is your college/career plan after high school?			
Answers	Responder Count	Percentage	State Percentage
Work or on-the-job training (apprenticeships)	3	7%	5%
Military	1	2%	4%
1-2 years (or less) of college leading to a technical license or certificate program	0	0%	5%
2 years of college (associate or technical degree)	2	5%	8%
4 or more years at a college/university (bachelor, masters, or doctorate degree)	24	59%	46%
I don't know	7	17%	24%
Other (please explain)	4	10%	7%
Custom Responses			
I want to work some sort of apprenticeship, go into the military, and 4 or more years of college			
I want to swim for Indiana, and go to Olympics			
Church of Jesus Christ Mission			

SUCCESS Academy (SUU)

Student Survey

2022 - 2023

nursing i am not sure what that needs

I may go on a mission or save money unless I get scholarships.

Mission

I just need a degree to get me into criminal justice

possibly the national guard, but also college, im still not sure

19. What obstacles might prevent you from continuing your education after high school? (Mark all that apply)

Answers	Responder Count	Percentage	State Percentage
Family responsibilities	8	20%	29%
Grades	16	39%	42%
Motivation	23	56%	46%
Cost	9	22%	28%
None of the above	5	12%	6%
Other (please explain)	0	0%	0%
Custom Responses			
Mental Health			Mental Health
Mission			Lack of anything that I'm interested in, that also makes enough for a comfortable living
I don't like the pressure from college now.			
			Uncertainty
			Finding a college with the degree I want
			Religious duties

20. What would you like for your school counselor to discuss during your yearly small group or individual Plan for College and Career Readiness meeting?

Recognizing and celebrating personal strengths and interests

Answers	Responder Count	Percentage	State Percentage
Very Important	11	27%	22%
Important	17	41%	37%
Somewhat Important	9	22%	28%
Not Important	4	10%	14%
Goal setting for the future			
Answers	Responder Count	Percentage	State Percentage
Very Important	15	37%	27%
Important	16	39%	41%
Somewhat Important	8	20%	22%
Not Important	2	5%	10%
Career planning based on interests and abilities			
Answers	Responder Count	Percentage	State Percentage
Very Important	21	51%	34%
Important	15	37%	40%
Somewhat Important	5	12%	17%

SUCCESS Academy (SUU)

Student Survey 2022 - 2023

Not Important	0	0%	8%
Academic 4-year planning that connects to future goals			
Answers	Responder Count	Percentage	State Percentage
Very Important	15	37%	30%
Important	16	39%	39%
Somewhat Important	8	20%	22%
Not Important	2	5%	10%
Information about training after high school (e.g., apprenticeships, technical colleges, and colleges/universities)			
Answers	Responder Count	Percentage	State Percentage
Very Important	15	37%	37%
Important	18	44%	37%
Somewhat Important	5	12%	19%
Not Important	3	7%	7%
College and job application process			
Answers	Responder Count	Percentage	State Percentage
Very Important	17	41%	35%
Important	20	49%	39%
Somewhat Important	3	7%	17%
Not Important	1	2%	8%
Resume building			
Answers	Responder Count	Percentage	State Percentage
Very Important	18	44%	29%
Important	17	41%	40%
Somewhat Important	4	10%	22%
Not Important	2	5%	10%
Scholarship and financial aid information			
Answers	Responder Count	Percentage	State Percentage
Very Important	19	46%	36%
Important	16	39%	38%
Somewhat Important	4	10%	18%
Not Important	2	5%	8%
Makeup/recovery credit			
Answers	Responder Count	Percentage	State Percentage
Very Important	7	17%	25%
Important	16	39%	38%
Somewhat Important	11	27%	24%
Not Important	7	17%	13%
Personal skills for self-advocacy and self-care (e.g., resiliency, balancing home and school, basic needs, coping strategies, etc.)			
Answers	Responder Count	Percentage	State Percentage

SUCCESS Academy (SUU)

Student Survey

2022 - 2023

Very Important	11	27%	34%
Important	11	27%	35%
Somewhat Important	13	32%	21%
Not Important	6	15%	10%
Transition information (e.g., elementary to junior high; junior high to high school; high school to college)			
Answers	Responder Count	Percentage	State Percentage
Very Important	6	15%	22%
Important	13	32%	37%
Somewhat Important	10	24%	27%
Not Important	12	29%	14%
21. Do students in your school need support or help with any of the following skills?			
Respect for other cultures and viewpoints			
Answers	Responder Count	Percentage	State Percentage
Very Needed	5	12%	26%
Needed	5	12%	28%
Somewhat Needed	15	37%	27%
Not Needed	16	39%	20%
Ability to stand up for others with different backgrounds			
Answers	Responder Count	Percentage	State Percentage
Very Needed	6	15%	24%
Needed	3	7%	29%
Somewhat Needed	10	24%	27%
Not Needed	22	54%	20%
Recognize and defend human rights			
Answers	Responder Count	Percentage	State Percentage
Very Needed	6	15%	25%
Needed	4	10%	27%
Somewhat Needed	11	27%	26%
Not Needed	20	49%	23%
22. In your opinion:			
I have access to information about the level of training/education I can earn after high school (e.g., apprenticeships, certificates, degrees).			
Answers	Responder Count	Percentage	State Percentage
Yes	38	93%	82%
No	3	7%	18%
I understand how to apply for different training/education programs after high school.			
Answers	Responder Count	Percentage	State Percentage
Yes	24	59%	60%
No	17	41%	40%

SUCCESS Academy (SUU)

Student Survey

2022 - 2023

I understand what training/education after high school will cost.

Answers	Responder Count	Percentage	State Percentage
Yes	29	71%	68%
No	12	29%	32%

I understand the different ways to pay for the cost of training/education after high school (e.g., scholarships, financial aid/FAFSA, savings, etc.)

Answers	Responder Count	Percentage	State Percentage
Yes	30	73%	73%
No	11	27%	27%

I am provided information about classes that prepare me for college/career options (e.g., challenging classes, Career & Technical Education (CTE) classes/pathways, Honors, Concurrent Enrollment (CE), Advanced Placement (AP), etc.)

Answers	Responder Count	Percentage	State Percentage
Yes	33	80%	81%
No	8	20%	19%

23. I am aware of Career and Technical Education (CTE) Pathways.

Answers	Responder Count	Percentage	State Percentage
Yes	32	78%	82%
No	9	22%	18%

24. I understand how to become a CTE Pathway Concentrator or Completer.

Answers	Responder Count	Percentage	State Percentage
Yes	19	46%	59%
No	22	54%	41%

25. I feel connected to my school.

Answers	Responder Count	Percentage	State Percentage
Strongly Agree	15	37%	17%
Agree	14	34%	39%
Undecided	10	24%	28%
Disagree	0	0%	9%
Strongly Disagree	2	5%	7%

26. There are clubs and extracurricular activities that I belong to or interest me. If no, please explain.

Answers	Responder Count	Percentage	State Percentage
Yes	31	76%	75%
No	10	24%	25%

Custom Responses

There aren't any clubs that interest me that I can actually attend.	nothing really that interesting	I'd be interested in a writing club, however because I'm in SUCCESS I do not have time to do it, as it is during Flex. I'm not quite sure if CCCMT counts (Cedar City Children's Musical Theater) counts as extracurricular.
---	---------------------------------	--

SUCCESS Academy (SUU)

Student Survey

2022 - 2023

I'm not really very interested in the clubs that are available. They seem fun, they just don't really interest me. But I don't have any ideas to help that, sorry.

I tried to join student government but lost the election.

There are not many clubs in success that appeal to my interest.

I like to have time to do my homework, and just relax at home and not worry about anything

I haven't really heard about any and the ones I have don't interest me

There hasn't been clubs I wanted to join, but I don't have an idea for a club either

i don't have time

I am not a part of any clubs/extracurricular activities in my school. I am mainly focused on keeping up all my responsibilities in school/home and I think that my social life is fine enough.

They are all logical. I would love something more creativity based. (e.g. creative writing)

There are no clubs that I am currently interested in, because they do not deal with the kind of things I like.

I prefer to spend time with my family or by myself.

I just don't do extracurricular stuff

Nothin of interest as of yet.

i dont really like any of the after school clubs at success, its just stuff im not interested in

27. Were all your questions answered during your CCR meeting?

Answers

YES

NO

Responder Count	Percentage	State Percentage
32	78%	0%
9	22%	0%

28. Was the time convenient for your CCR meeting with your counselor?

Answers

YES

NO

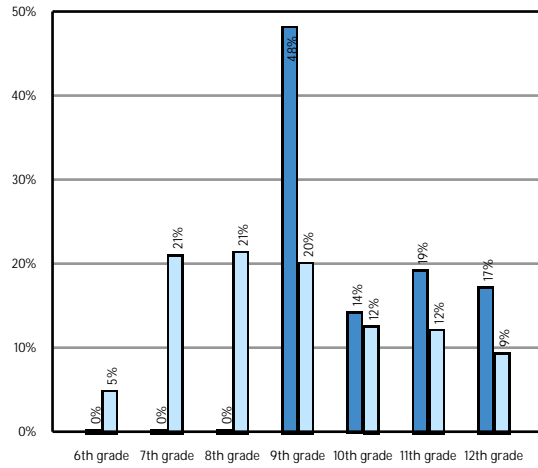
Responder Count	Percentage	State Percentage
35	85%	0%
6	15%	0%

SUCCESS Academy (SUU)

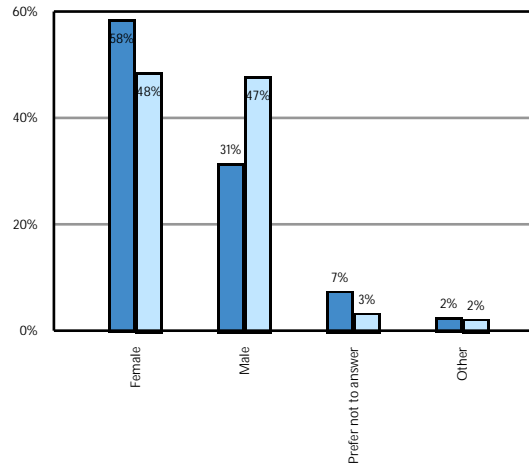
Student Survey

2022 - 2023

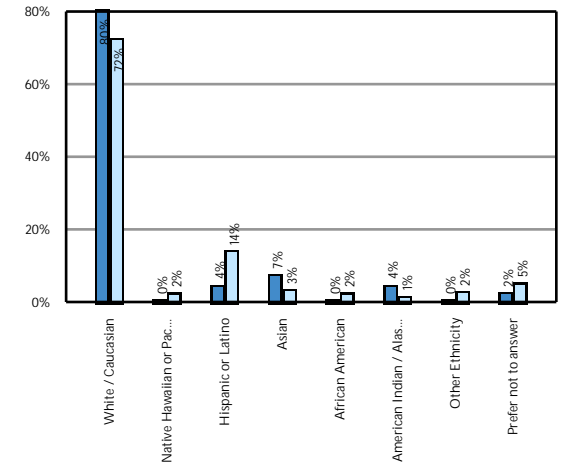
1. What is your grade?



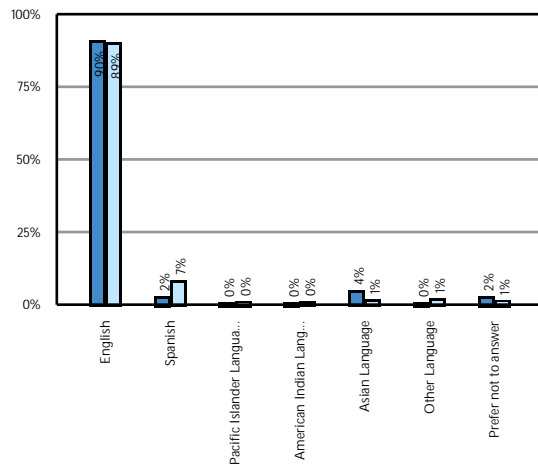
2. What is your gender?



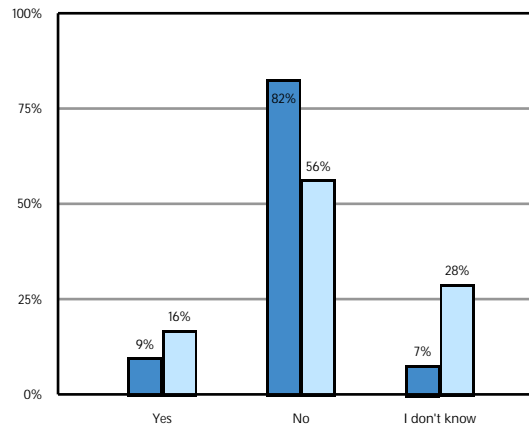
3. What is your race/ethnicity?



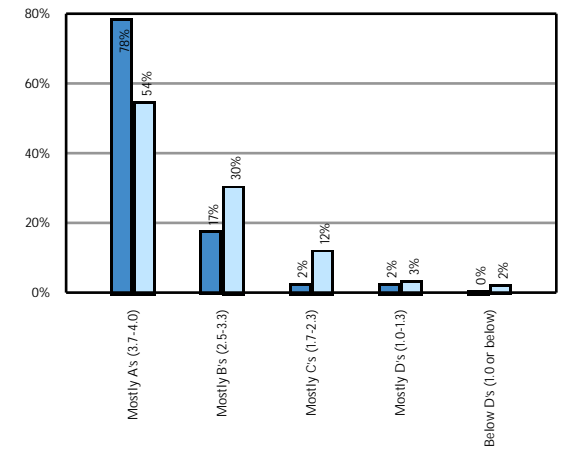
4. What is the primary language spoken in your home?



5. Are you a first-generation college student? A first-generation college student is a student whom neither parent graduated with a 4-year degree (in the U.S.)



6. What type of grades do you typically earn? You can also choose your answer based on approximate Grade Point Average (GPA).



■ SUCCESS Academy (SUU) ■ Utah (Overall)

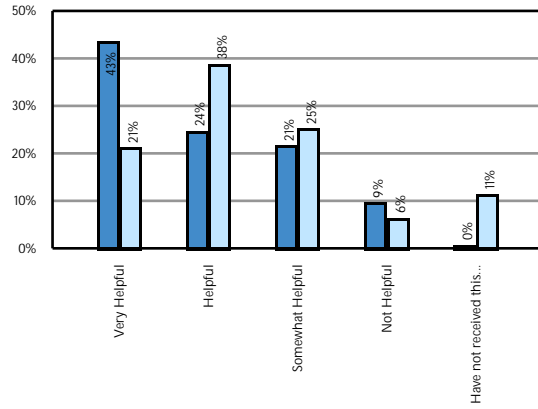
SUCCESS Academy (SUU)

Student Survey

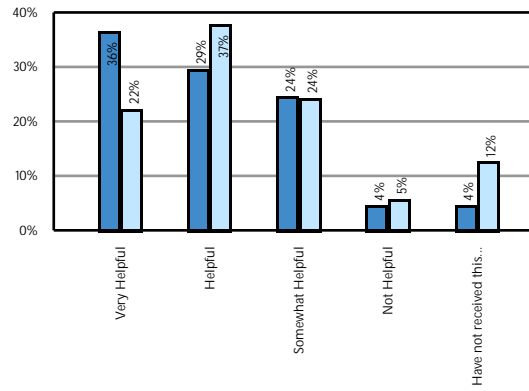
2022 - 2023

7. Please evaluate the services you received from your school counselor.

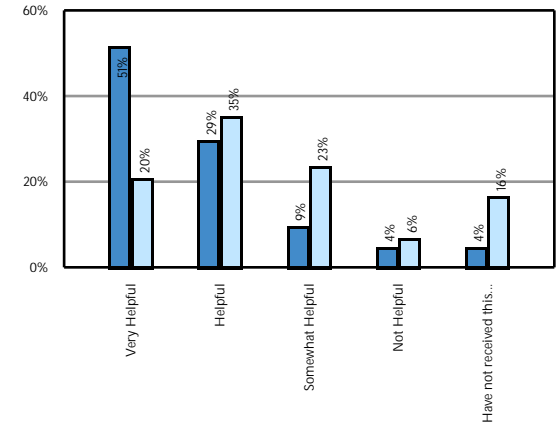
Classroom school counseling lessons and activities (e.g., college and career search, interest inventory, financial aid/scholarships, life skills, suicide prevention, etc.)



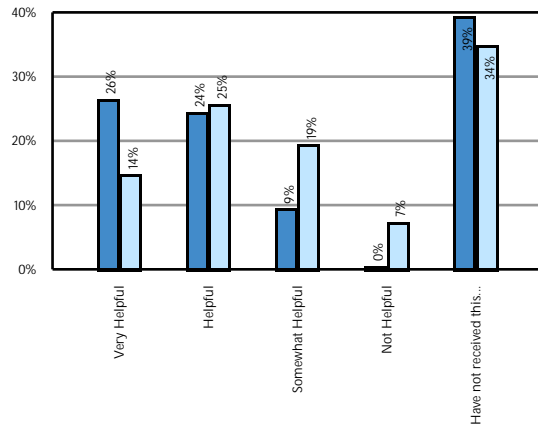
College and career awareness and exploration activities (e.g., Utah College Application Week, college tours, financial aid nights, job shadows, internships, career fairs, resume building, CTE pathways, online college/career exploration, etc.)



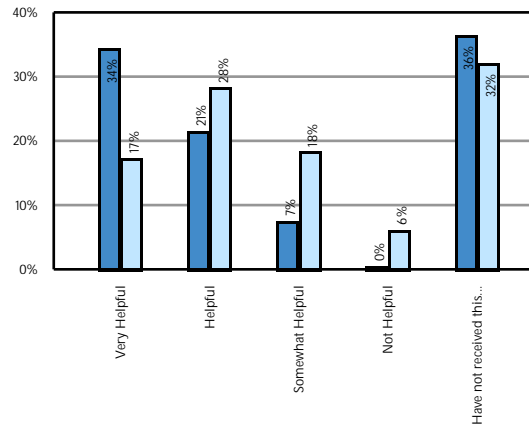
Plan for College and Career Readiness Meetings, including 4-year course planning



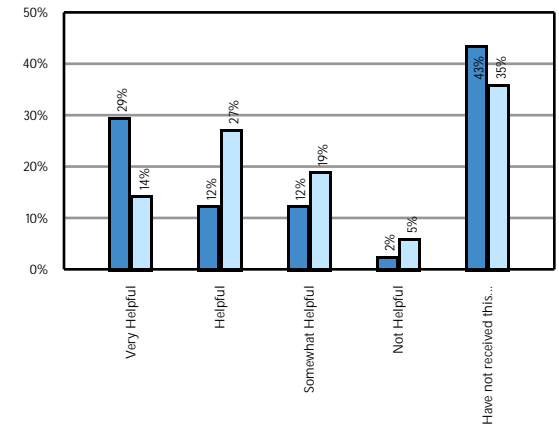
Small group counseling sessions (e.g., grief and loss, conflict resolution, life skills, etc.)



Individual counseling sessions (e.g., short-term solution-focused counseling, not diagnostic or therapeutic counseling)



Assisting students with connecting to community resources (e.g., therapeutic counseling and support groups, etc.)

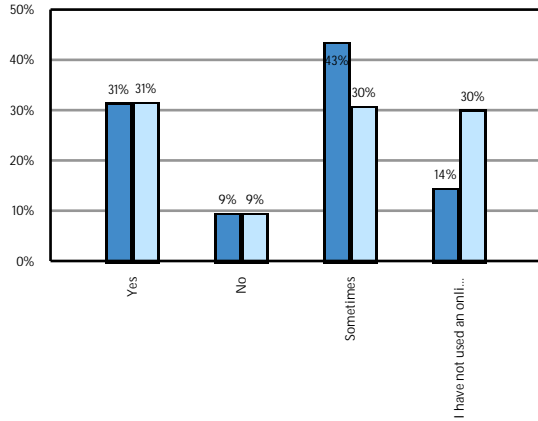


■ SUCCESS Academy (SUU) ■ Utah (Overall)

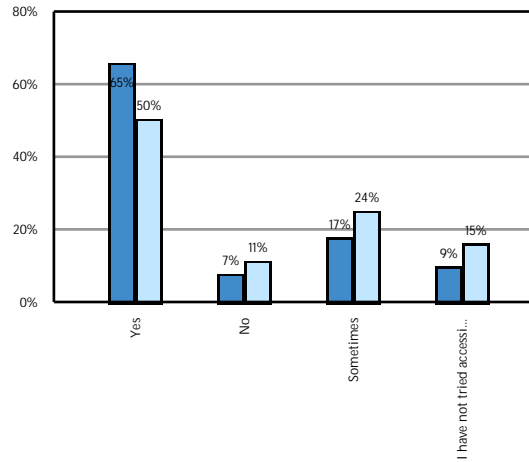
SUCCESS Academy (SUU)

Student Survey 2022 - 2023

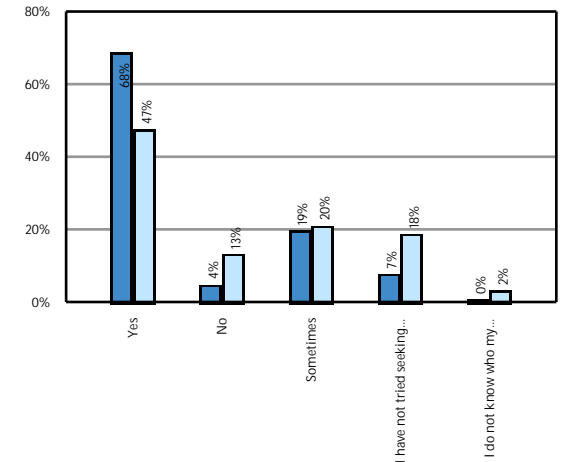
8. Do you find online college and career activities a helpful resource? (e.g., interest surveys, learning style assessments, career and college searches, scholarship and financial aid planning, etc.)



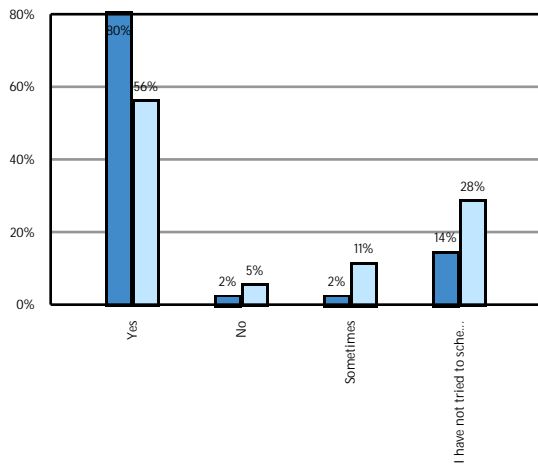
9. Do you feel comfortable going to the counseling office?



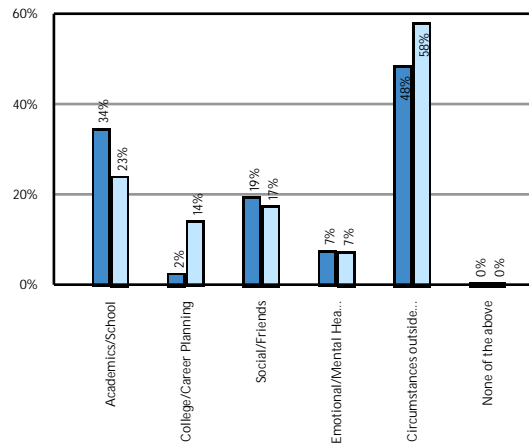
10. Do you feel comfortable seeking help from your school counselor?



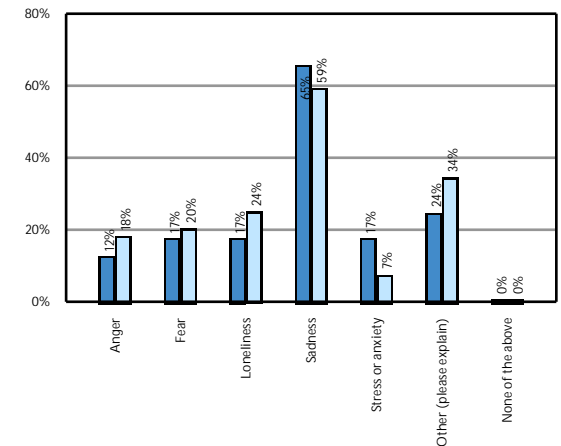
11. Are you able to schedule an appointment with your school counselor?



12. Do you need additional support from your school counselor in any of the following areas? (Mark all that apply)



13. Do any of the following emotions impact your success at school? (Mark all that apply)

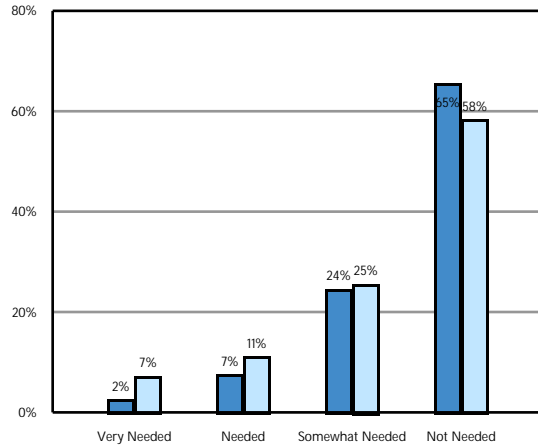


SUCCESS Academy (SUU)
 Utah (Overall)

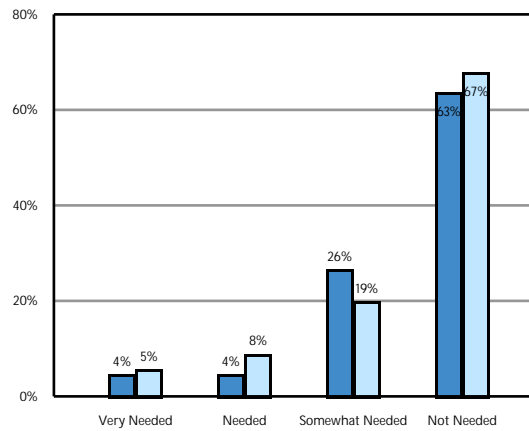
SUCCESS Academy (SUU) Student Survey 2022 - 2023

14. Do you need help with any of the following skills?

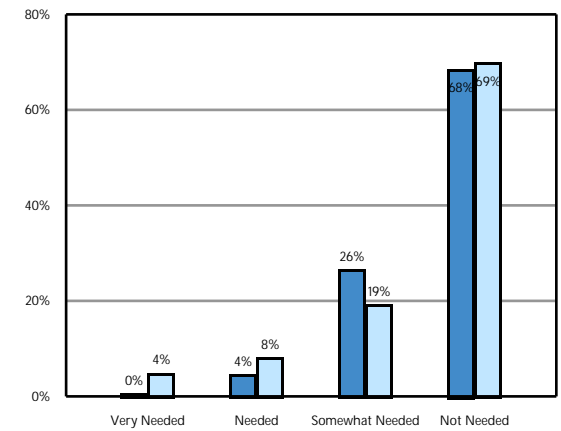
Voicing my concerns and speaking up for myself.



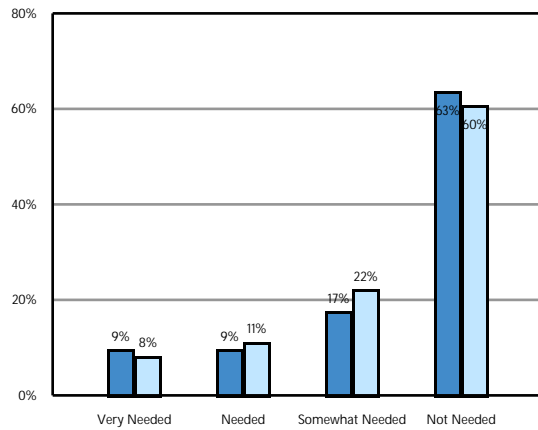
Learning how to talk to an adult (e.g., teacher, counselor, administrator) at school.



Knowing what to do if I am or other students are being bullied, mistreated, or are feeling lonely.



Knowing how to manage my emotions (e.g., sadness, anxiety, etc.) in a positive way without hurting myself or others.



■ SUCCESS Academy (SUU) ■ Utah (Overall)

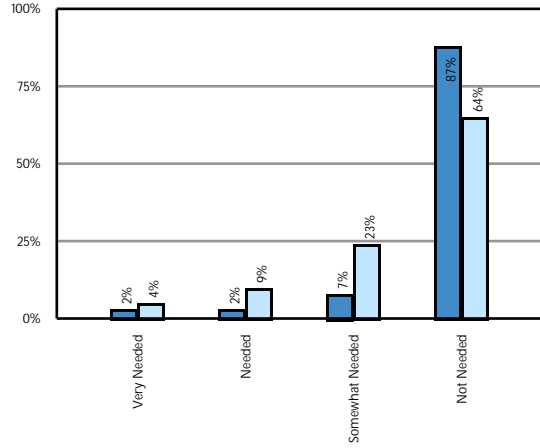
SUCCESS Academy (SUU)

Student Survey

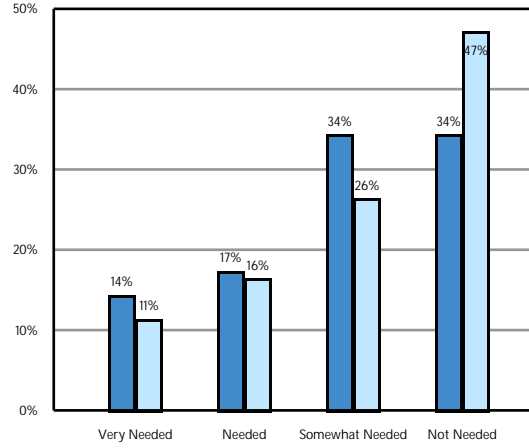
2022 - 2023

15. Which of the following services would help you improve your academic performance?

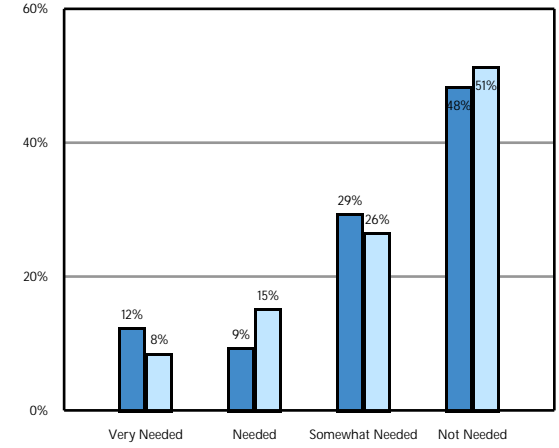
Additional access to school counselors



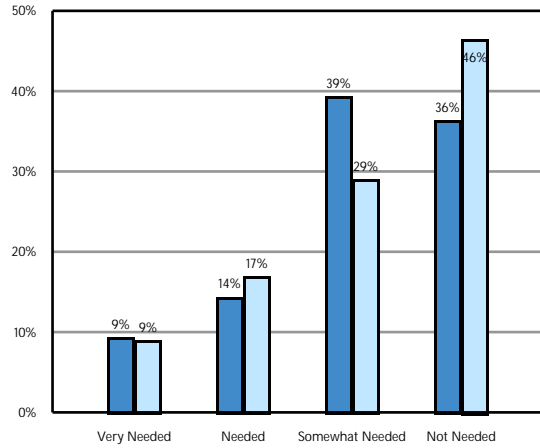
Study hall/Academic support classes



Individual support time during class



Before/after school access to a teacher(s)



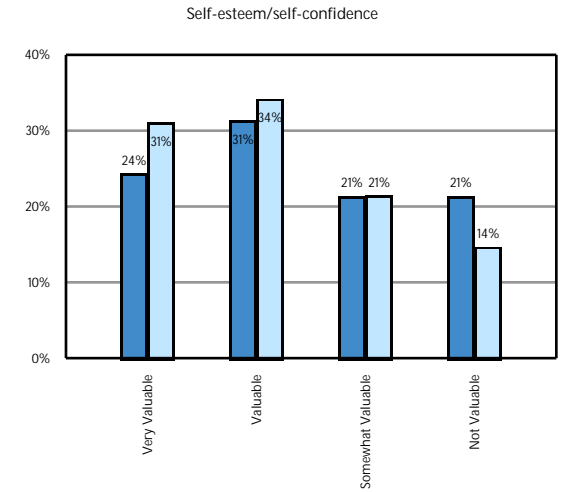
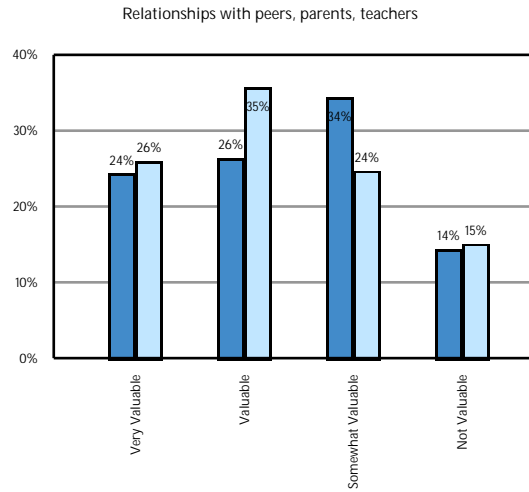
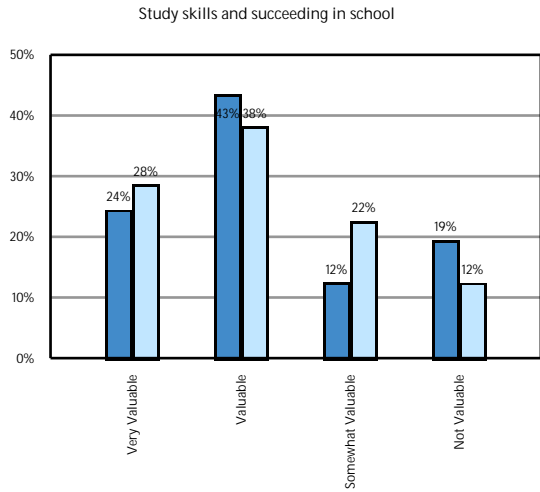
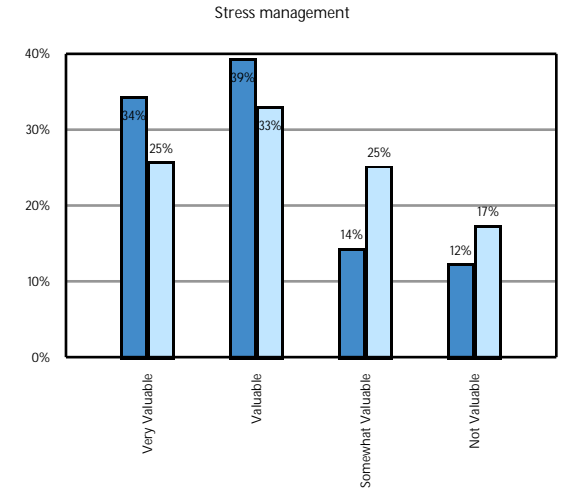
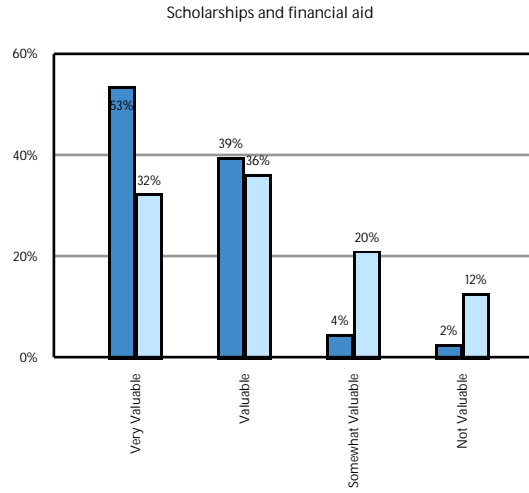
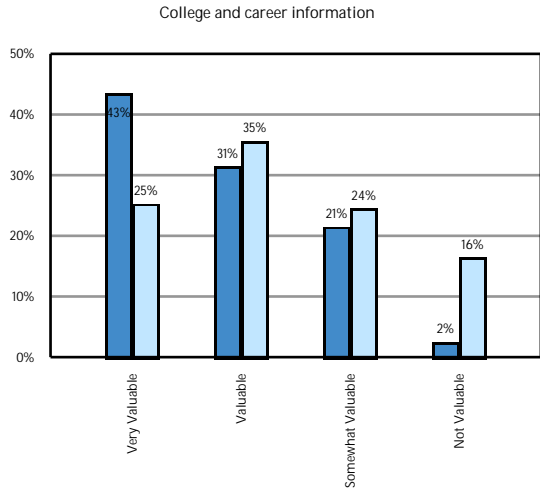
■ SUCCESS Academy (SUU) ■ Utah (Overall)

SUCCESS Academy (SUU)

Student Survey

2022 - 2023

16. When school counselors make classroom presentations, which topics do you feel are most valuable?



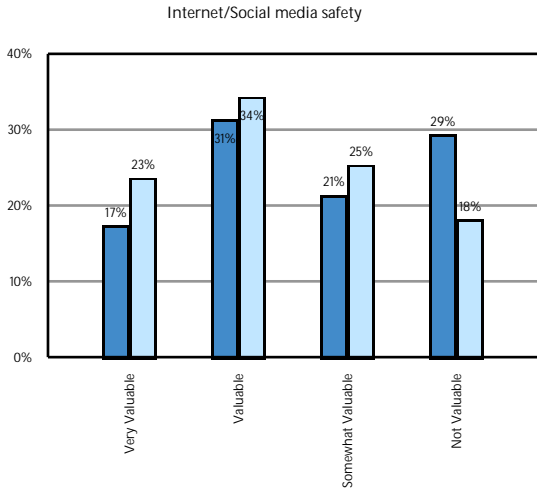
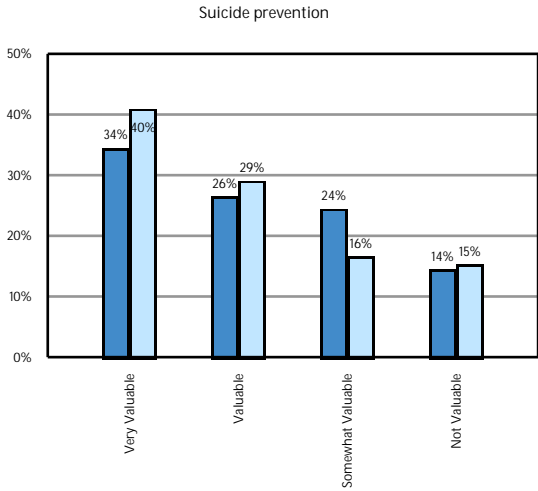
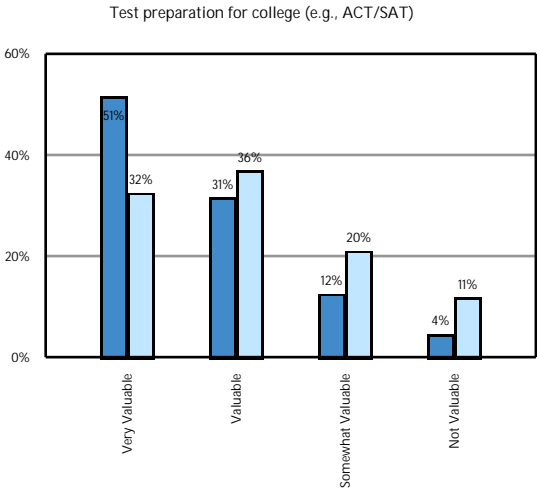
■ SUCCESS Academy (SUU)
 ■ Utah (Overall)

SUCCESS Academy (SUU)

Student Survey

2022 - 2023

16. (Cont.) When school counselors make classroom presentations, which topics do you feel are most valuable?



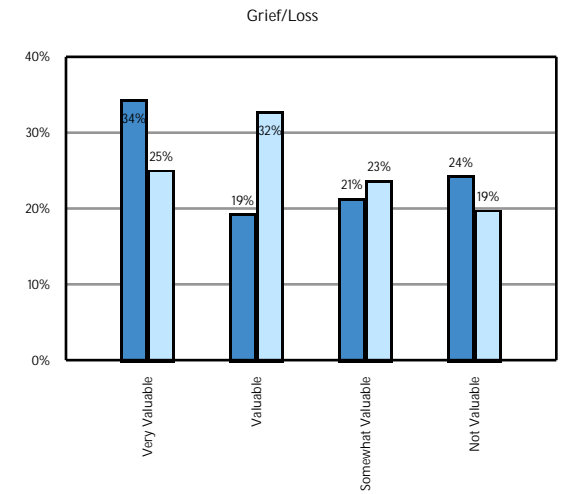
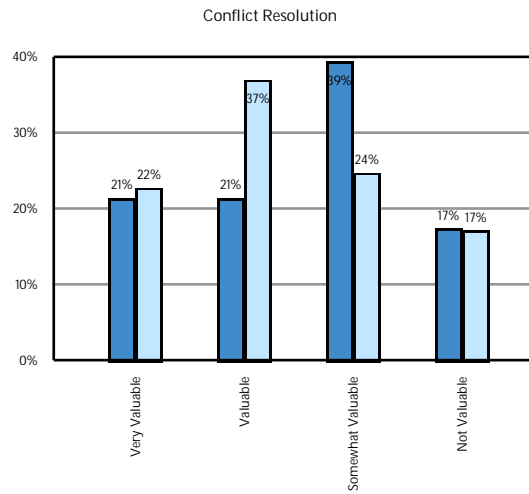
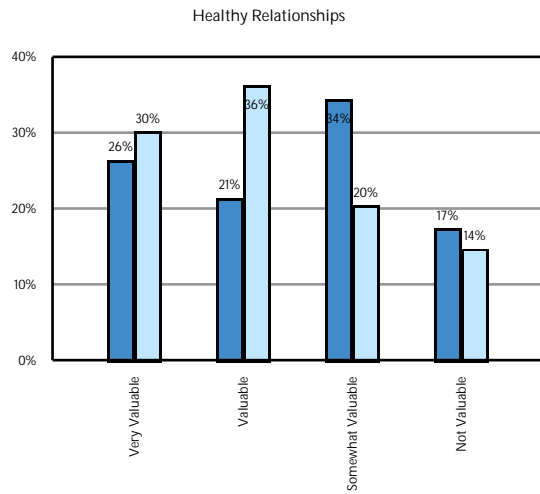
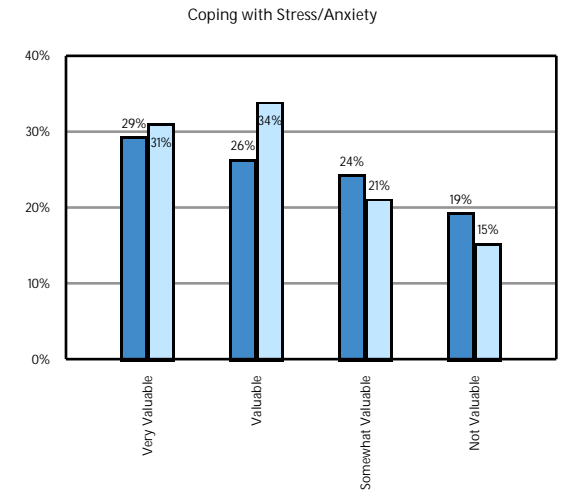
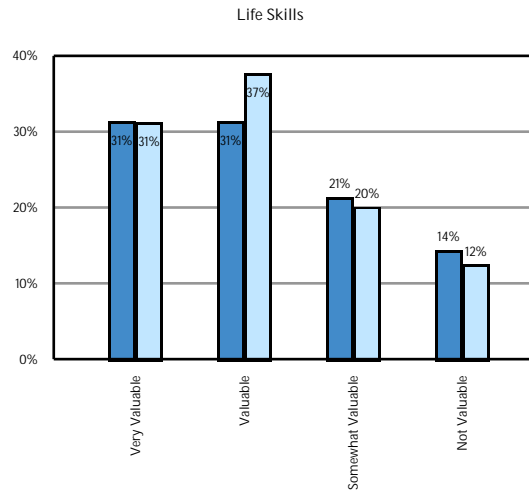
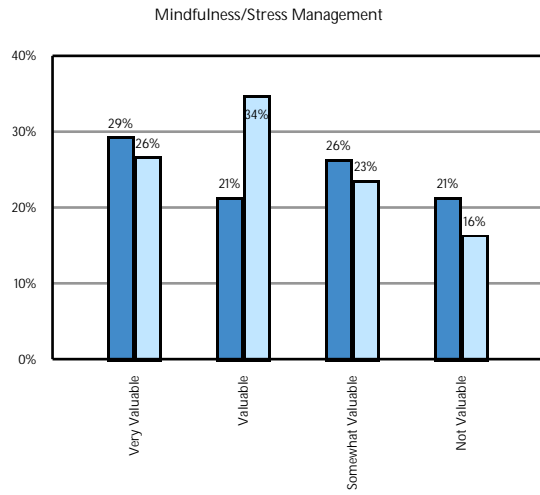
■ SUCCESS Academy (SUU)
 ■ Utah (Overall)

SUCCESS Academy (SUU)

Student Survey

2022 - 2023

17. Which topic(s) would help you in a small group counseling setting (upon parental consent)?



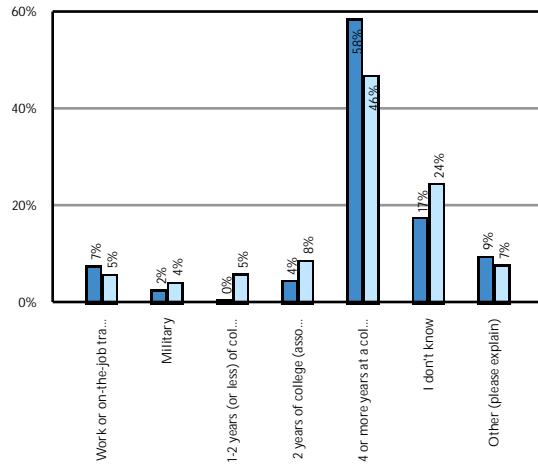
■ SUCCESS Academy (SUU)
 ■ Utah (Overall)

SUCCESS Academy (SUU)

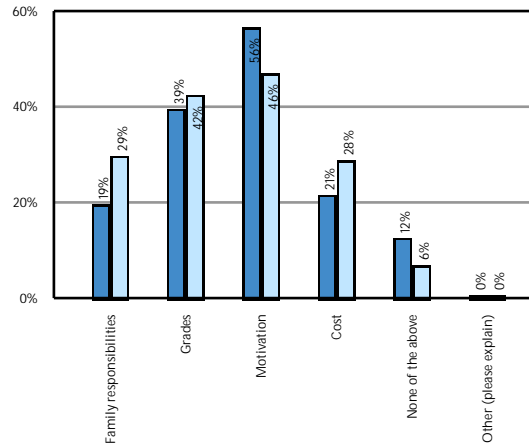
Student Survey

2022 - 2023

18. What is your college/career plan after high school?



19. What obstacles might prevent you from continuing your education after high school? (Mark all that apply)



■ SUCCESS Academy (SUU)
 ■ Utah (Overall)

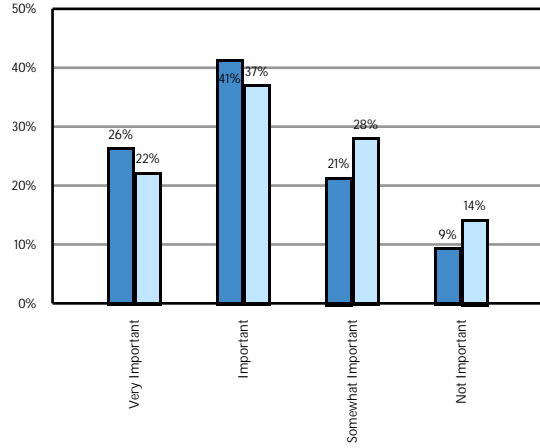
SUCCESS Academy (SUU)

Student Survey

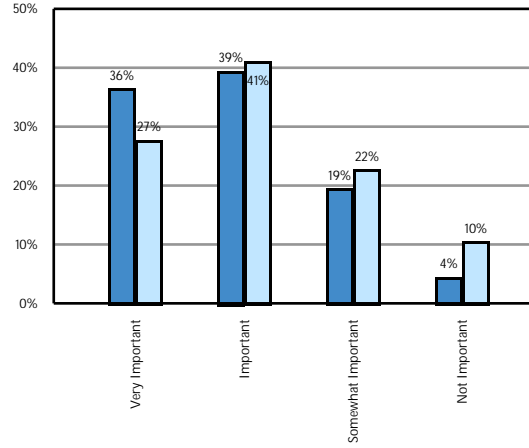
2022 - 2023

20. What would you like for your school counselor to discuss during your yearly small group or individual Plan for College and Career Readiness meeting?

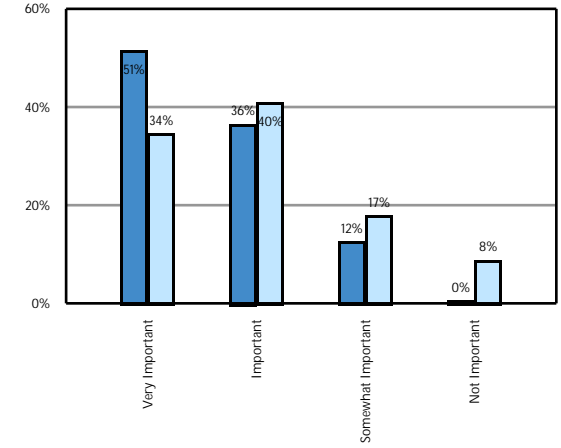
Recognizing and celebrating personal strengths and interests



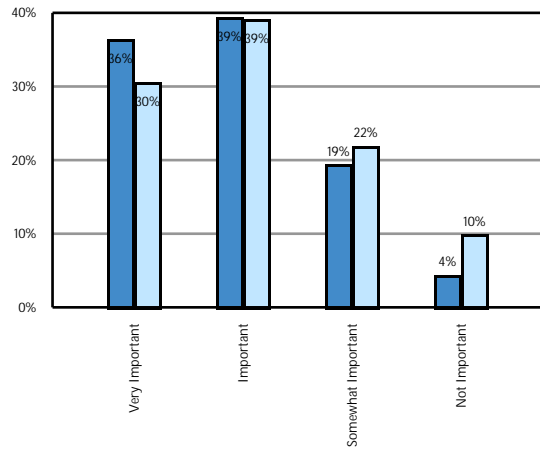
Goal setting for the future



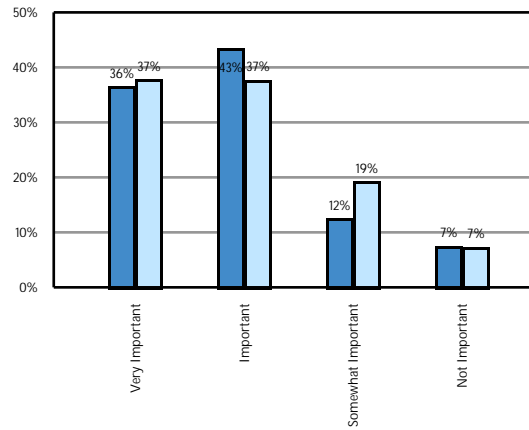
Career planning based on interests and abilities



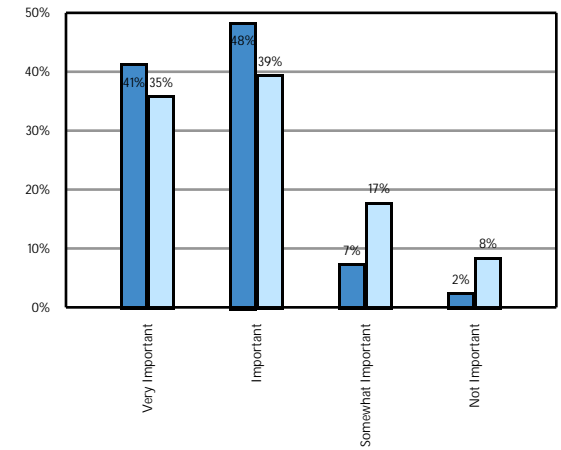
Academic 4-year planning that connects to future goals



Information about training after high school (e.g., apprenticeships, technical colleges, and colleges/universities)



College and job application process



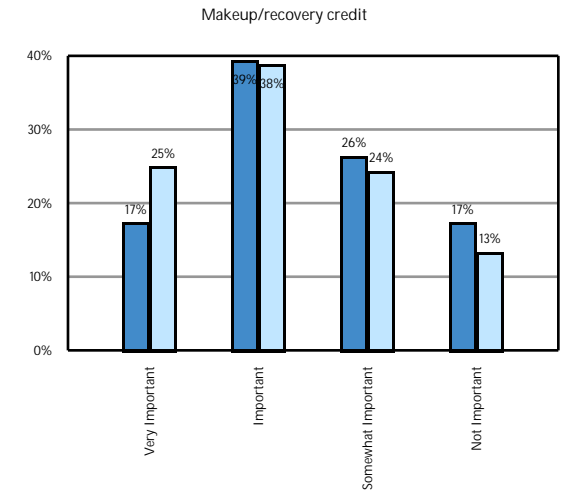
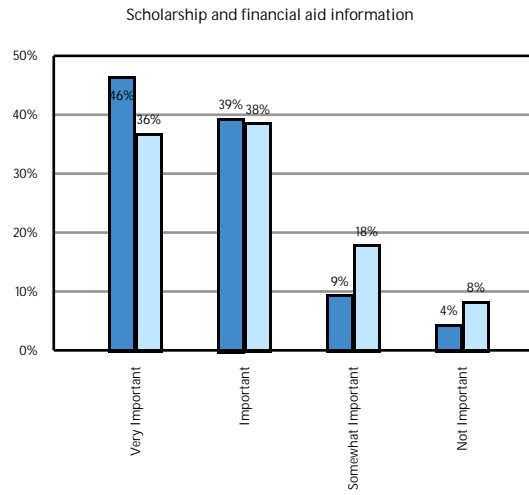
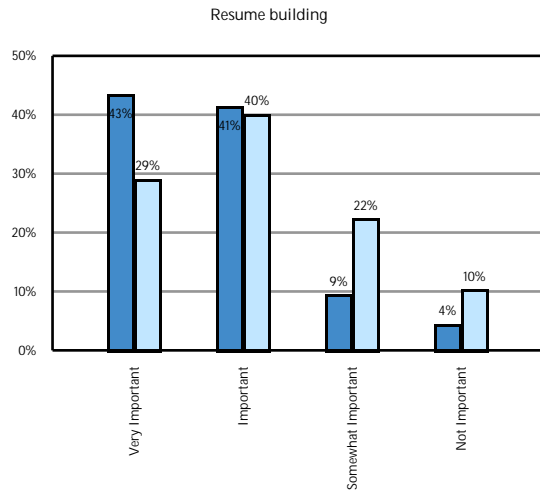
■ SUCCESS Academy (SUU)
 ■ Utah (Overall)

SUCCESS Academy (SUU)

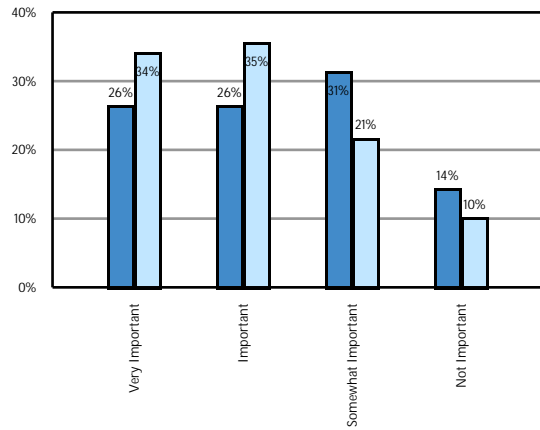
Student Survey

2022 - 2023

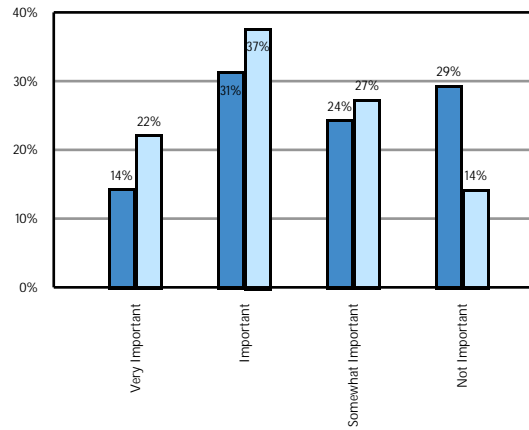
20. (Cont.) What would you like for your school counselor to discuss during your yearly small group or individual Plan for College and Career Readiness meeting?



Personal skills for self-advocacy and self-care (e.g., resiliency, balancing home and school, basic needs, coping strategies, etc.)



Transition information (e.g., elementary to junior high; junior high to high school; high school to college)



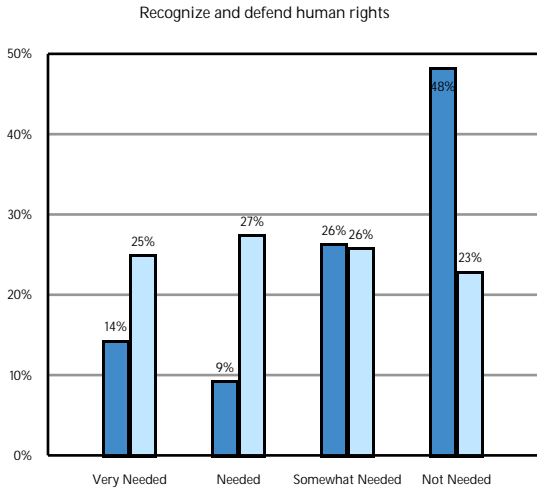
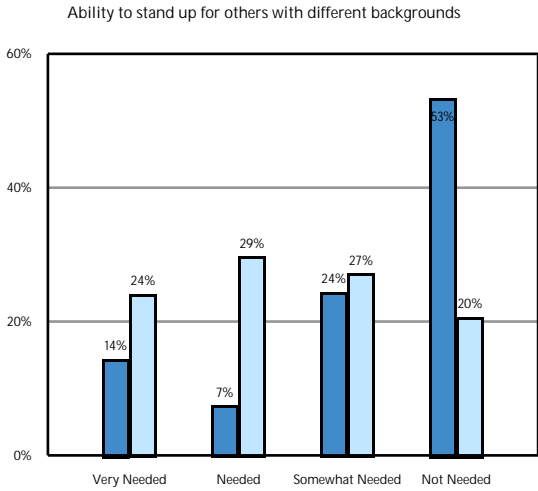
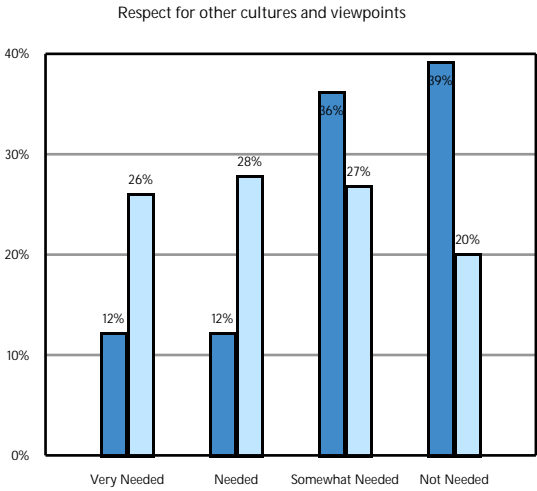
■ SUCCESS Academy (SUU)
 ■ Utah (Overall)

SUCCESS Academy (SUU)

Student Survey

2022 - 2023

21. Do students in your school need support or help with any of the following skills?



■ SUCCESS Academy (SUU)
 ■ Utah (Overall)

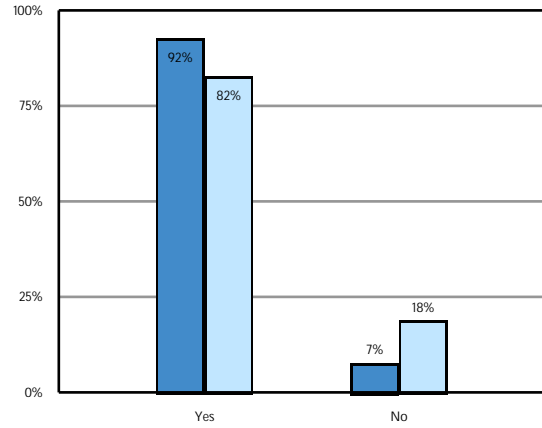
SUCCESS Academy (SUU)

Student Survey

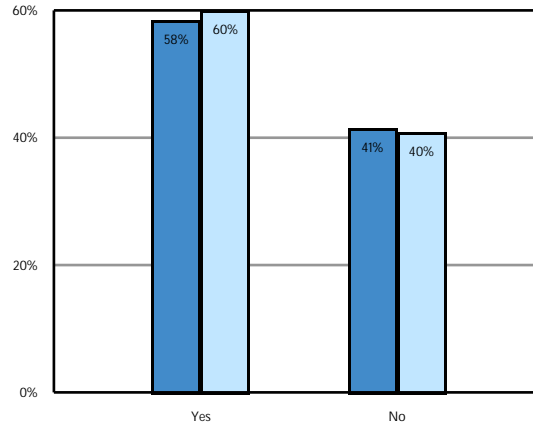
2022 - 2023

22. In your opinion:

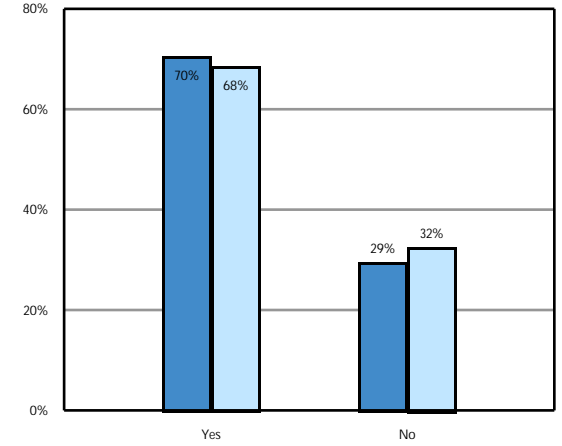
I have access to information about the level of training/education I can earn after high school (e.g., apprenticeships, certificates, degrees).



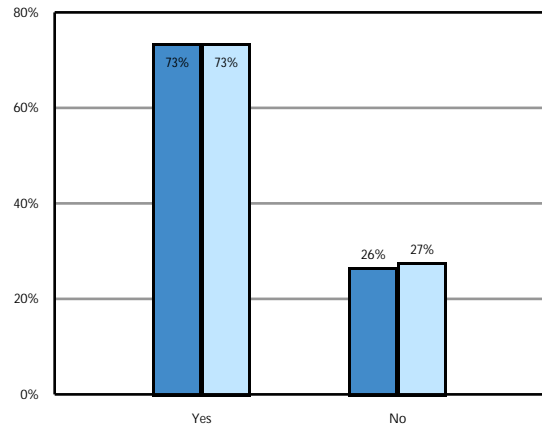
I understand how to apply for different training/education programs after high school.



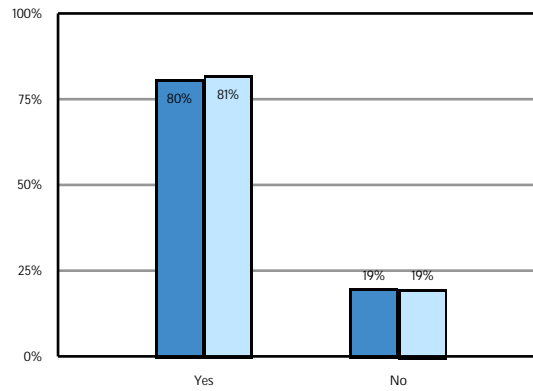
I understand what training/education after high school will cost.



I understand the different ways to pay for the cost of training/education after high school (e.g., scholarships, financial aid/FAFSA, savings, etc.)



I am provided information about classes that prepare me for college/career options (e.g., challenging classes, Career & Technical Education (CTE) classes/pathways, Honors, Concurrent Enrollment (CE), Advanced Placement (AP), etc.)

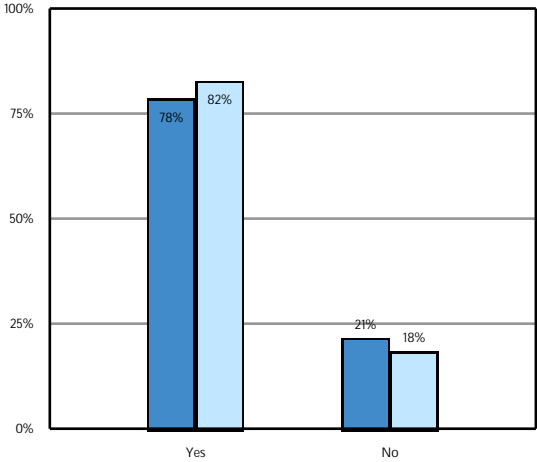


■ SUCCESS Academy (SUU) ■ Utah (Overall)

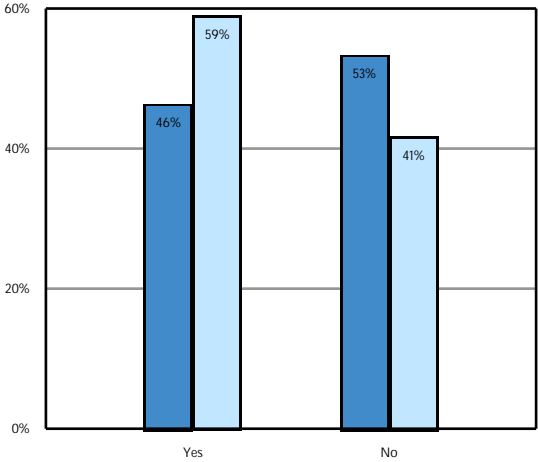
SUCCESS Academy (SUU)

Student Survey 2022 - 2023

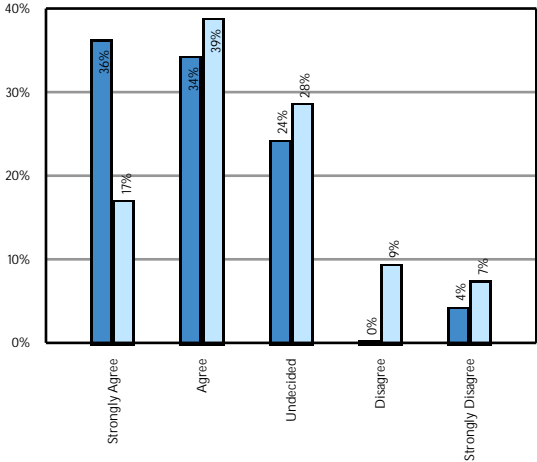
23. I am aware of Career and Technical Education (CTE) Pathways.



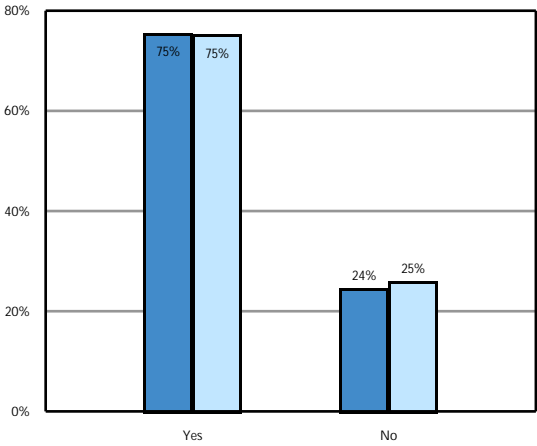
24. I understand how to become a CTE Pathway Concentrator or Completer.



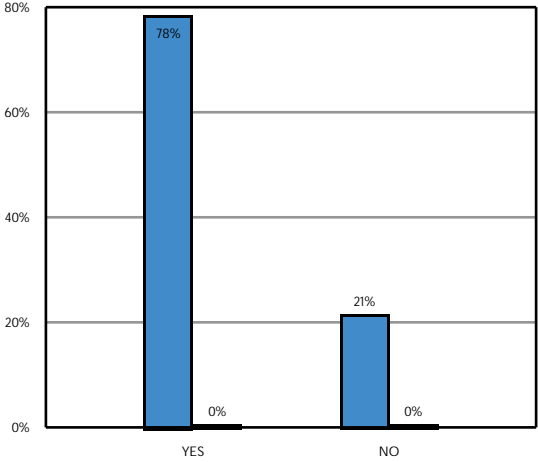
25. I feel connected to my school.



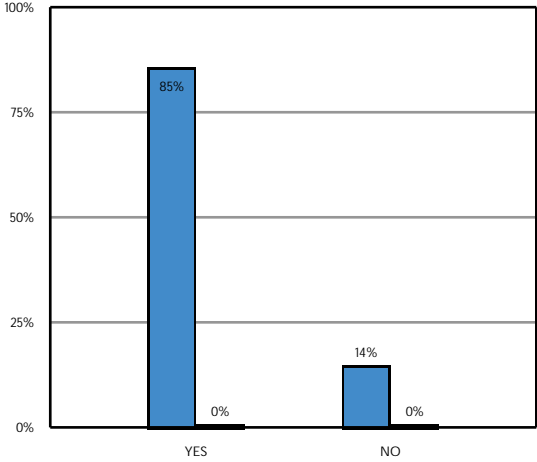
26. There are clubs and extracurricular activities that I belong to or interest me. If no, please explain.



27. Were all your questions answered during your CCR meeting?



28. Was the time convenient for your CCR meeting with your counselor?



■ SUCCESS Academy (SUU)
 ■ Utah (Overall)

Appendix

Some of the recommendations in your report are determined by assessing the statistical significance of differences between groups. Statistical significance means that the observed difference between the subgroups' responses was large enough that it most likely did not occur by chance. Our software uses a one-tailed z-test of significance comparing subgroups to the overall population and a 95% confidence level (p-value = .05). P-value is the probability of the result occurring by chance. Our software is designed to determine significance by comparing all filter demographic questions to the overall population with a count greater than 30 (unless less than 30 responded to this survey). Keep in mind that large populations can inflate statistical significance.

This report may contain groupings, which are done to improve report readability, group logically related responses, and decrease the impact of outlier data points.

Finally, responses such as "N/A" or "Don't know" were typically excluded from our analysis. While these types of responses can occasionally help improve programs, they tend to provide little in the way of actionable takeaways for school counselors. The exception would be if responders are overwhelmingly responding "N/A" to questions asked.

If you would like to perform additional analysis of your survey responses, please download the raw data from the CTESurveys.com dashboard.