

SUCCESS Academy (SUU)

Parent Survey
2021 - 2022

Comprehensive Counseling Guidance Program Systemic Assessment

Leveraging feedback to improve counseling services



Thank you for allowing us the opportunity to work with your data!

Your report is organized as follows:

- Overview: this section includes a high-level snapshot of the survey data.
- Area of Focus: this section highlights answers to survey questions that could provide insight into opportunities for improvement.
- Desired Programs & Support: this section provides insights on what programs or support students want.
- Demographics: this section contains information about the students who completed this survey.
- Appendix: this section includes details about how this report is generated.

Cautions:

While gathering feedback from stakeholders is critical for program improvement, please be aware that voluntary response surveys have limitations. Before drawing conclusions on survey results, please consider the following:

- Often, only those with strong opinions will complete surveys. The more surveys are taken, the more likely your results reflect the opinion of the overall population.
- If the entire population did not have equal access to complete the survey, your results may have left out subgroups of the people (i.e., those without computers, different languages, illiteracy, etc.).
- Occasionally, survey respondents do not answer questions honestly. This may affect the overall accuracy of your results.

Please keep this information in mind as you draw conclusions from your reports.

Overview

27

Data Points Captured Per Survey

28

Survey Responses Received

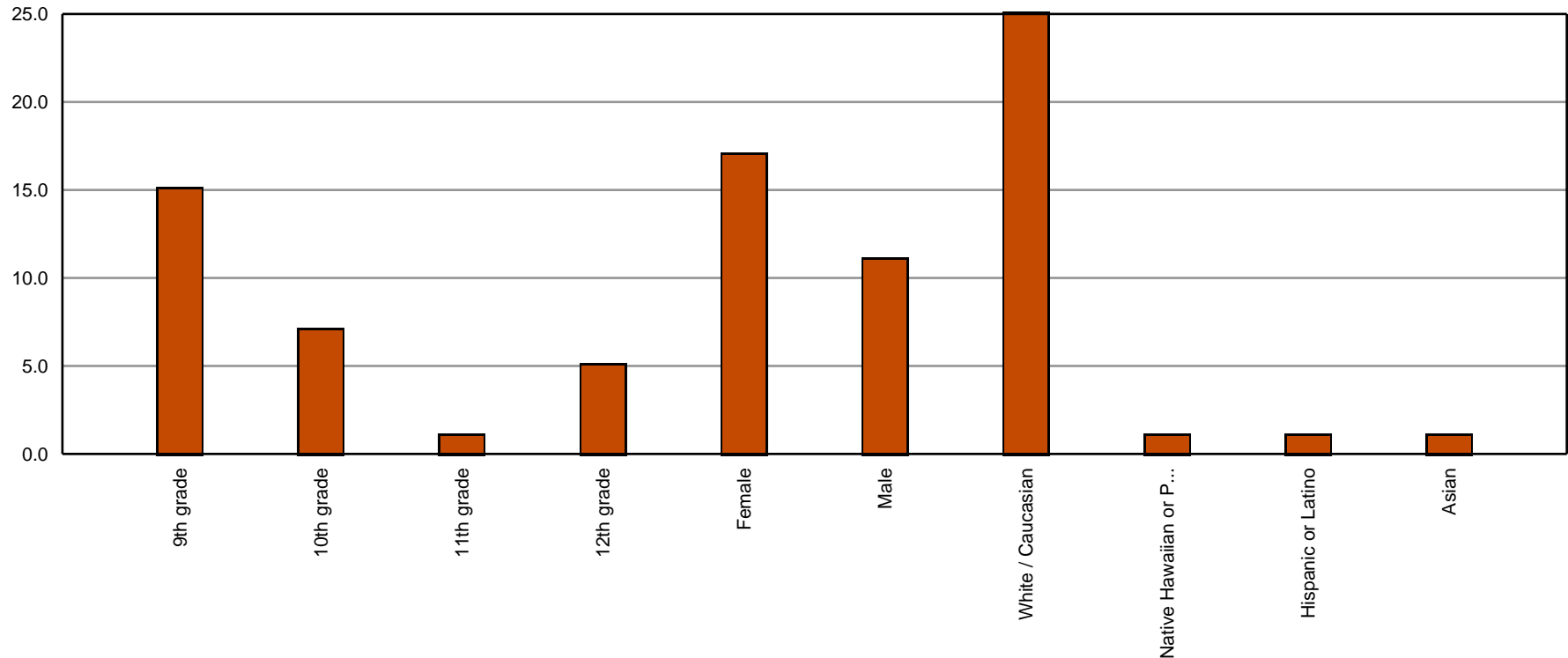
< 80%

Confidence Percentage

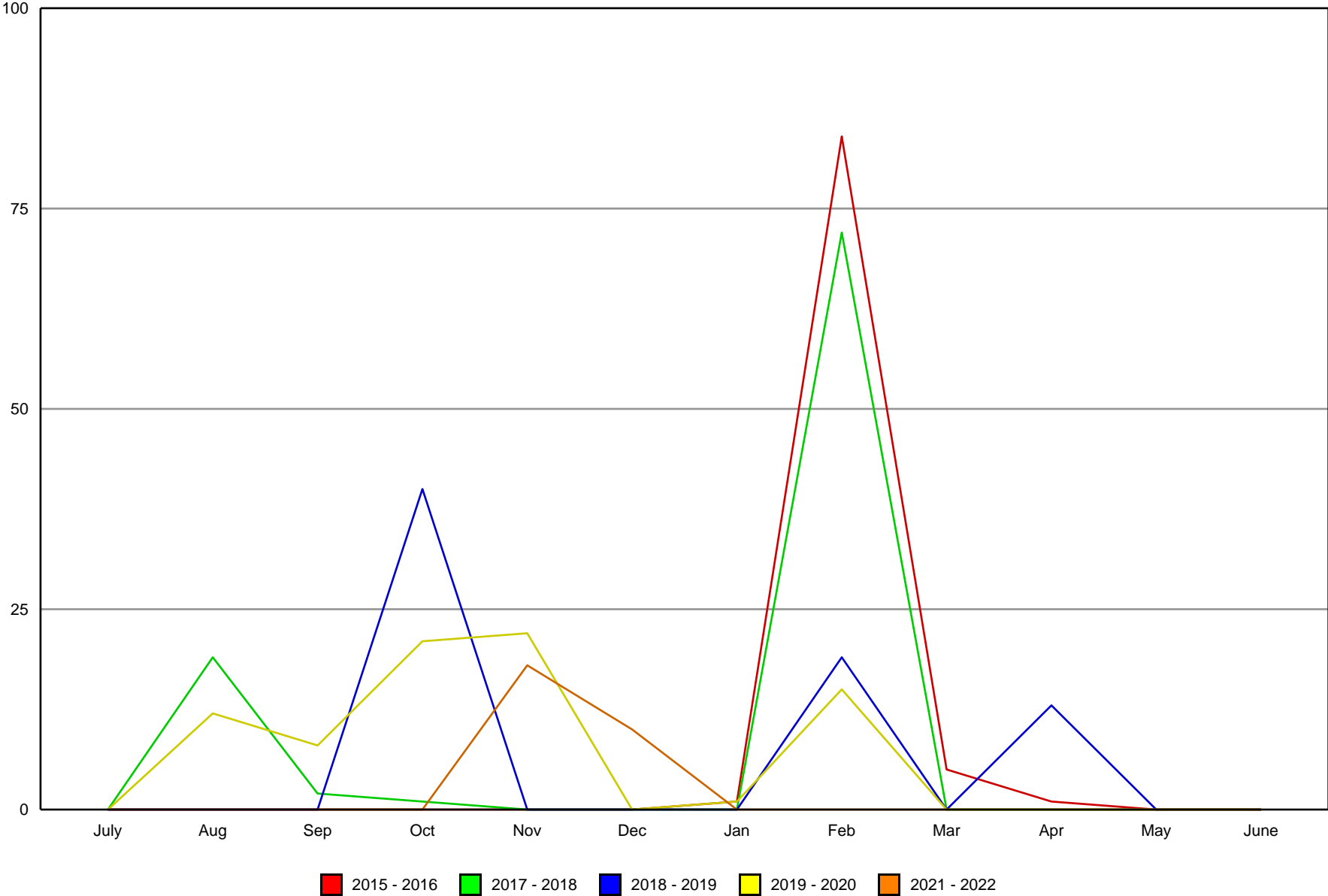
Each survey contains 27 unique data points including demographic information, responder sentiment, and counseling specific feedback. Your report includes insights based on 28 surveys taken. With your school's estimated total population size of 218*, you can be <80% confident that the responses represent the needs of your population.

* Population size estimated using 2020 SOAR data.

Demographic Data of Survey Respondents



Responder Counts



SUCCESS Academy (SUU)

Parent Survey

2021 - 2022

	Overall Responders	Grade				Gender		Ethnicity			Language	Education		GPA				Total Responders	
	Count	9th grade	10th grade	11th grade	12th grade	Female	Male	White / Caucasian	Native Hawaiian or Pacific Islander	Hispanic or Latino	Asian	English	Yes	No	Mostly A's (3.7-4.0)	Mostly B's (2.5-3.3)	Mostly C's (1.7-2.3)	Mostly D's (1.0-1.3)	
Pacific Islander Language	0%	0%	0%	0%	0%	0%	0%	0%	0%	0%	0%	0%	0%	0%	0%	0%	0%	0%	0
American Indian Language	0%	0%	0%	0%	0%	0%	0%	0%	0%	0%	0%	0%	0%	0%	0%	0%	0%	0%	0
Asian Language	0%	0%	0%	0%	0%	0%	0%	0%	0%	0%	0%	0%	0%	0%	0%	0%	0%	0%	0
Other Language	0%	0%	0%	0%	0%	0%	0%	0%	0%	0%	0%	0%	0%	0%	0%	0%	0%	0%	0
Prefer not to answer	0%	0%	0%	0%	0%	0%	0%	0%	0%	0%	0%	0%	0%	0%	0%	0%	0%	0%	0
5. Is your student a first-generation college student? A first-generation college student is a student whom neither parent graduated with a 4-year degree (in the U.S.)																			
Yes	10.7%	13%	14%	0%	0%	12%	9%	8%	0%	0%	100%	11%	100%	0%	11%	14%	0%	0%	3
No	89.3%	87%	86%	100%	100%	88%	91%	92%	100%	100%	0%	89%	0%	100%	89%	86%	100%	100%	25
Prefer not to answer	0%	0%	0%	0%	0%	0%	0%	0%	0%	0%	0%	0%	0%	0%	0%	0%	0%	0%	0
6. What type of grades does your student typically earn? You can also choose your answer based on approximate Grade Point Average (GPA).																			
Mostly A's (3.7-4.0)	64.3%	53%	71%	100%	80%	71%	55%	64%	100%	0%	100%	64%	67%	64%	100%	0%	0%	0%	18
Mostly B's (2.5-3.3)	25%	33%	14%	0%	20%	24%	27%	28%	0%	0%	0%	25%	33%	24%	0%	100%	0%	0%	7
Mostly C's (1.7-2.3)	7.1%	7%	14%	0%	0%	6%	9%	4%	0%	100%	0%	7%	0%	8%	0%	0%	100%	0%	2
Mostly D's (1.0-1.3)	3.6%	7%	0%	0%	0%	0%	9%	4%	0%	0%	0%	4%	0%	4%	0%	0%	0%	100%	1
Below D's (1.0 or below)	0%	0%	0%	0%	0%	0%	0%	0%	0%	0%	0%	0%	0%	0%	0%	0%	0%	0%	0
7. Please evaluate the services your student has received from their school counselor.																			
Classroom school counseling lessons and activities (e.g., college and career search, interest inventory, financial aid/scholarships, life skills, suicide prevention, etc.)																			
Very Helpful	57.1%	47%	57%	100%	80%	53%	64%	56%	100%	100%	0%	57%	67%	56%	67%	29%	50%	100%	16

SUCCESS Academy (SUU)

Parent Survey

2021 - 2022

	Overall Responders	Grade				Gender		Ethnicity			Language	Education		GPA				Total Responders	
	Count	9th grade	10th grade	11th grade	12th grade	Female	Male	White / Caucasian	Native Hawaiian or Pacific Islander	Hispanic or Latino	Asian	English	Yes	No	Mostly A's (3.7-4.0)	Mostly B's (2.5-3.3)	Mostly C's (1.7-2.3)	Mostly D's (1.0-1.3)	
		15	7	1	5	17	11	25	1	1	1	28	3	25	18	7	2	1	28
Very Helpful	28.6%	27%	29%	0%	40%	24%	36%	32%	0%	0%	0%	29%	67%	24%	28%	29%	0%	100%	8
Helpful	7.1%	0%	29%	0%	0%	12%	0%	0%	0%	100%	100%	7%	33%	4%	6%	0%	50%	0%	2
Somewhat Helpful	7.1%	13%	0%	0%	0%	12%	0%	8%	0%	0%	0%	7%	0%	8%	6%	14%	0%	0%	2
Not Helpful	0%	0%	0%	0%	0%	0%	0%	0%	0%	0%	0%	0%	0%	0%	0%	0%	0%	0%	0
Not Aware	25%	33%	14%	0%	20%	29%	18%	24%	100%	0%	0%	25%	0%	28%	28%	29%	0%	0%	7
Not Applicable	32.1%	27%	29%	100%	40%	24%	45%	36%	0%	0%	0%	32%	0%	36%	33%	29%	50%	0%	9
Individual counseling sessions (e.g., short-term solution-focused counseling, not diagnostic or therapeutic counseling)																			
Very Helpful	42.9%	40%	43%	100%	40%	47%	36%	44%	0%	0%	100%	43%	100%	36%	44%	43%	0%	100%	12
Helpful	10.7%	7%	29%	0%	0%	12%	9%	8%	0%	100%	0%	11%	0%	12%	6%	14%	50%	0%	3
Somewhat Helpful	7.1%	13%	0%	0%	0%	12%	0%	8%	0%	0%	0%	7%	0%	8%	6%	14%	0%	0%	2
Not Helpful	0%	0%	0%	0%	0%	0%	0%	0%	0%	0%	0%	0%	0%	0%	0%	0%	0%	0%	0
Not Aware	14.3%	20%	0%	0%	20%	18%	9%	16%	0%	0%	0%	14%	0%	16%	17%	14%	0%	0%	4
Not Applicable	25%	20%	29%	0%	40%	12%	45%	24%	100%	0%	0%	25%	0%	28%	28%	14%	50%	0%	7
Assisting students with connecting to community resources (e.g., therapeutic counseling and support groups, etc.)																			
Very Helpful	28.6%	27%	29%	0%	40%	29%	27%	28%	100%	0%	0%	29%	67%	24%	33%	29%	0%	0%	8
Helpful	14.3%	7%	43%	0%	0%	24%	0%	8%	0%	100%	100%	14%	33%	12%	17%	0%	50%	0%	4
Somewhat Helpful	10.7%	20%	0%	0%	0%	12%	9%	12%	0%	0%	0%	11%	0%	12%	6%	14%	0%	100%	3
Not Helpful	0%	0%	0%	0%	0%	0%	0%	0%	0%	0%	0%	0%	0%	0%	0%	0%	0%	0%	0
Not Aware	14.3%	13%	14%	0%	20%	18%	9%	16%	0%	0%	0%	14%	0%	16%	17%	14%	0%	0%	4
Not Applicable	32.1%	33%	14%	100%	40%	18%	55%	36%	0%	0%	0%	32%	0%	36%	28%	43%	50%	0%	9
8. Do you feel comfortable going to the counseling office?																			
Yes	92.9%	87%	100%	100%	100%	94%	91%	92%	100%	100%	100%	93%	100%	92%	100%	71%	100%	100%	26
No	3.6%	7%	0%	0%	0%	6%	0%	4%	0%	0%	0%	4%	0%	4%	0%	14%	0%	0%	1

SUCCESS Academy (SUU)

Parent Survey

2021 - 2022

	Overall Responders	Grade	Gender	Ethnicity	Language	Education	GPA	Total Responders											
	Count	9th grade	10th grade	11th grade	12th grade	Female	Male	White / Caucasian	Native Hawaiian or Pacific Islander	Hispanic or Latino	Asian	English	Yes	No	Mostly A's (3.7-4.0)	Mostly B's (2.5-3.3)	Mostly C's (1.7-2.3)	Mostly D's (1.0-1.3)	
Sometimes	0%	0%	0%	0%	0%	0%	0%	0%	0%	0%	0%	0%	0%	0%	0%	0%	0%	0%	0
I have not tried accessing resources in the counseling office.	3.6%	7%	0%	0%	0%	0%	9%	4%	0%	0%	0%	4%	0%	4%	0%	14%	0%	0%	1
9. Do you feel comfortable seeking help from your student's school counselor?																			
Yes	92.9%	87%	100%	100%	100%	94%	91%	92%	100%	100%	100%	93%	100%	92%	100%	71%	100%	100%	26
No	3.6%	7%	0%	0%	0%	6%	0%	4%	0%	0%	0%	4%	0%	4%	0%	14%	0%	0%	1
Sometimes	0%	0%	0%	0%	0%	0%	0%	0%	0%	0%	0%	0%	0%	0%	0%	0%	0%	0%	0
I have not tried seeking help from my student's school counselor.	3.6%	7%	0%	0%	0%	0%	9%	4%	0%	0%	0%	4%	0%	4%	0%	14%	0%	0%	1
I do not know who my student's school counselor is.	0%	0%	0%	0%	0%	0%	0%	0%	0%	0%	0%	0%	0%	0%	0%	0%	0%	0%	0
10. Are you able to schedule an appointment with your student's school counselor?																			
Yes	82.1%	80%	86%	100%	80%	88%	73%	80%	100%	100%	100%	82%	67%	84%	83%	71%	100%	100%	23
No	3.6%	7%	0%	0%	0%	6%	0%	4%	0%	0%	0%	4%	0%	4%	0%	14%	0%	0%	1
Sometimes	0%	0%	0%	0%	0%	0%	0%	0%	0%	0%	0%	0%	0%	0%	0%	0%	0%	0%	0
I have not tried to schedule an appointment with my student's school counselor.	14.3%	13%	14%	0%	20%	6%	27%	16%	0%	0%	0%	14%	33%	12%	17%	14%	0%	0%	4
11. Does your student need additional support from their school counselor in any of the following areas? (Mark all that apply)																			
Academics/School	25%	33%	29%	0%	0%	29%	18%	20%	0%	100%	100%	25%	33%	24%	17%	14%	100%	100%	7
College/Career Planning	25%	20%	43%	0%	20%	29%	18%	20%	0%	100%	100%	25%	33%	24%	28%	0%	50%	100%	7
Social/Friends	3.6%	0%	0%	100%	0%	6%	0%	4%	0%	0%	0%	4%	0%	4%	6%	0%	0%	0%	1
Emotional/Mental Health	25%	27%	29%	100%	0%	24%	27%	28%	0%	0%	0%	25%	33%	24%	28%	29%	0%	0%	7
None of the above	50%	53%	29%	0%	80%	53%	45%	52%	100%	0%	0%	50%	33%	52%	50%	71%	0%	0%	14

SUCCESS Academy (SUU)

Parent Survey 2021 - 2022

	Overall Responders	Grade				Gender		Ethnicity			Language	Education		GPA			Total Responders		
	Count	9th grade	10th grade	11th grade	12th grade	Female	Male	White / Caucasian	Native Hawaiian or Pacific Islander	Hispanic or Latino	Asian	English	Yes	No	Mostly A's (3.7-4.0)	Mostly B's (2.5-3.3)	Mostly C's (1.7-2.3)	Mostly D's (1.0-1.3)	
12. Do any of the following emotions impact your student's success at school? (Mark all that apply)																			
Anger	3.6%	7%	0%	0%	0%	6%	0%	4%	0%	0%	0%	4%	0%	4%	0%	14%	0%	0%	1
Fear	3.6%	7%	0%	0%	0%	0%	9%	4%	0%	0%	0%	4%	33%	0%	6%	0%	0%	0%	1
Loneliness	7.1%	7%	0%	100%	0%	6%	9%	8%	0%	0%	0%	7%	33%	4%	11%	0%	0%	0%	2
Sadness	7.1%	7%	14%	0%	0%	6%	9%	8%	0%	0%	0%	7%	0%	8%	6%	14%	0%	0%	2
Stress or anxiety	60.7%	60%	71%	100%	40%	71%	45%	60%	0%	100%	100%	61%	67%	60%	61%	57%	100%	0%	17
Other (please explain)	3.6%	7%	0%	0%	0%	6%	0%	4%	0%	0%	0%	4%	0%	4%	6%	0%	0%	0%	1
None of the above	39.3%	40%	29%	0%	60%	29%	55%	40%	100%	0%	0%	39%	33%	40%	39%	43%	0%	100%	11
13. Does your student need support in developing any of the following skills?																			
Voicing concerns and speaking up for themselves.																			
Very Needed	7.1%	7%	0%	100%	0%	12%	0%	8%	0%	0%	0%	7%	0%	8%	6%	14%	0%	0%	2
Needed	21.4%	20%	29%	0%	20%	18%	27%	20%	0%	100%	0%	21%	0%	24%	11%	29%	100%	0%	6
Somewhat Needed	25%	13%	57%	0%	20%	35%	9%	24%	0%	0%	100%	25%	33%	24%	33%	14%	0%	0%	7
Not Needed	46.4%	60%	14%	0%	60%	35%	64%	48%	100%	0%	0%	46%	67%	44%	50%	43%	0%	100%	13
Learning how to talk to an adult (e.g., teacher, counselor, administrator) at school.																			
Very Needed	10.7%	20%	0%	0%	0%	6%	18%	12%	0%	0%	0%	11%	0%	12%	6%	14%	50%	0%	3
Needed	14.3%	7%	14%	100%	20%	24%	0%	12%	0%	100%	0%	14%	0%	16%	11%	14%	50%	0%	4
Somewhat Needed	32.1%	27%	71%	0%	0%	35%	27%	32%	0%	0%	100%	32%	33%	32%	44%	14%	0%	0%	9
Not Needed	42.9%	47%	14%	0%	80%	35%	55%	44%	100%	0%	0%	43%	67%	40%	39%	57%	0%	100%	12
Knowing what to do when they are, or witness other students, being bullied, mistreated, or feeling lonely.																			
Very Needed	3.6%	7%	0%	0%	0%	6%	0%	4%	0%	0%	0%	4%	0%	4%	6%	0%	0%	0%	1

SUCCESS Academy (SUU)

Parent Survey

2021 - 2022

	Overall Responders	Grade				Gender		Ethnicity			Language	Education		GPA				Total Responders	
		9th grade	10th grade	11th grade	12th grade	Female	Male	White / Caucasian	Native Hawaiian or Pacific Islander	Hispanic or Latino	Asian	English	Yes	No	Mostly A's (3.7-4.0)	Mostly B's (2.5-3.3)	Mostly C's (1.7-2.3)	Mostly D's (1.0-1.3)	
	Count	15	7	1	5	17	11	25	1	1	1	28	3	25	18	7	2	1	28
Needed	14.3%	13%	14%	100%	0%	24%	0%	12%	0%	100%	0%	14%	0%	16%	11%	14%	50%	0%	4
Somewhat Needed	35.7%	33%	43%	0%	40%	29%	45%	40%	0%	0%	0%	36%	33%	36%	39%	14%	50%	100%	10
Not Needed	46.4%	47%	43%	0%	60%	41%	55%	44%	100%	0%	100%	46%	67%	44%	44%	71%	0%	0%	13
Knowing how to manage emotions (e.g., sadness, anxiety, etc.) in a positive way without hurting themselves or others.																			
Very Needed	7.1%	0%	14%	100%	0%	6%	9%	8%	0%	0%	0%	7%	0%	8%	11%	0%	0%	0%	2
Needed	25%	33%	0%	0%	40%	24%	27%	28%	0%	0%	0%	25%	33%	24%	22%	29%	50%	0%	7
Somewhat Needed	21.4%	20%	43%	0%	0%	24%	18%	20%	0%	100%	0%	21%	0%	24%	17%	14%	50%	100%	6
Not Needed	46.4%	47%	43%	0%	60%	47%	45%	44%	100%	0%	100%	46%	67%	44%	50%	57%	0%	0%	13
14. Which of the following services would help your student improve their academic performance? (Mark all that apply)																			
Additional access to school counselors	10.7%	13%	14%	0%	0%	12%	9%	8%	0%	100%	0%	11%	33%	8%	11%	0%	50%	0%	3
Study hall/Academic support classes	28.6%	27%	57%	0%	0%	24%	36%	24%	0%	100%	100%	29%	33%	28%	17%	43%	50%	100%	8
Individual support time during class	39.3%	53%	43%	0%	0%	41%	36%	36%	0%	100%	100%	39%	67%	36%	28%	57%	50%	100%	11
Before/after school access to teachers	42.9%	60%	43%	0%	0%	41%	45%	40%	100%	100%	0%	43%	0%	48%	39%	43%	50%	100%	12
None of the above	39.3%	13%	43%	100%	100%	35%	45%	44%	0%	0%	0%	39%	0%	44%	44%	29%	50%	0%	11
15. When school counselors make classroom presentations, how valuable do you find the following topics?																			
College/Career information																			
Very Valuable	35.7%	33%	0%	0%	100%	35%	36%	36%	100%	0%	0%	36%	0%	40%	44%	29%	0%	0%	10
Valuable	53.6%	60%	86%	0%	0%	53%	55%	52%	0%	100%	100%	54%	100%	48%	44%	57%	100%	100%	15
Somewhat Valuable	10.7%	7%	14%	100%	0%	12%	9%	12%	0%	0%	0%	11%	0%	12%	11%	14%	0%	0%	3
Not Valuable	0%	0%	0%	0%	0%	0%	0%	0%	0%	0%	0%	0%	0%	0%	0%	0%	0%	0%	0
Scholarships and financial aid																			

SUCCESS Academy (SUU)

Parent Survey

2021 - 2022

	Overall Responders	Grade				Gender		Ethnicity			Language	Education		GPA				Total Responders	
		9th grade	10th grade	11th grade	12th grade	Female	Male	White / Caucasian	Native Hawaiian or Pacific Islander	Hispanic or Latino	Asian	English	Yes	No	Mostly A's (3.7-4.0)	Mostly B's (2.5-3.3)	Mostly C's (1.7-2.3)		Mostly D's (1.0-1.3)
	Count	15	7	1	5	17	11	25	1	1	1	28	3	25	18	7	2	1	28
Very Valuable	50%	60%	14%	0%	80%	53%	45%	48%	100%	0%	100%	50%	67%	48%	61%	29%	50%	0%	14
Valuable	35.7%	20%	71%	100%	20%	35%	36%	36%	0%	100%	0%	36%	33%	36%	33%	29%	50%	100%	10
Somewhat Valuable	10.7%	13%	14%	0%	0%	6%	18%	12%	0%	0%	0%	11%	0%	12%	6%	29%	0%	0%	3
Not Valuable	3.6%	7%	0%	0%	0%	6%	0%	4%	0%	0%	0%	4%	0%	4%	0%	14%	0%	0%	1
Suicide prevention																			
Very Valuable	50%	67%	14%	0%	60%	59%	36%	48%	100%	0%	100%	50%	67%	48%	61%	43%	0%	0%	14
Valuable	42.9%	20%	86%	100%	40%	35%	55%	44%	0%	100%	0%	43%	33%	44%	39%	43%	50%	100%	12
Somewhat Valuable	3.6%	7%	0%	0%	0%	0%	9%	4%	0%	0%	0%	4%	0%	4%	0%	0%	50%	0%	1
Not Valuable	3.6%	7%	0%	0%	0%	6%	0%	4%	0%	0%	0%	4%	0%	4%	0%	14%	0%	0%	1
Internet/Social media safety																			
Very Valuable	46.4%	53%	14%	0%	80%	47%	45%	48%	100%	0%	0%	46%	33%	48%	56%	43%	0%	0%	13
Valuable	42.9%	33%	71%	100%	20%	47%	36%	40%	0%	100%	100%	43%	67%	40%	39%	43%	50%	100%	12
Somewhat Valuable	10.7%	13%	14%	0%	0%	6%	18%	12%	0%	0%	0%	11%	0%	12%	6%	14%	50%	0%	3
Not Valuable	0%	0%	0%	0%	0%	0%	0%	0%	0%	0%	0%	0%	0%	0%	0%	0%	0%	0%	0
16. Does your student need support in a small group counseling setting with any of the following topics (upon parental consent)? (Mark all that apply)																			
Mindfulness/Stress Management	46.4%	47%	57%	0%	40%	53%	36%	44%	0%	100%	100%	46%	67%	44%	44%	57%	50%	0%	13
Life Skills	25%	33%	14%	0%	20%	29%	18%	28%	0%	0%	0%	25%	0%	28%	17%	57%	0%	0%	7
Coping with Stress/Anxiety	42.9%	40%	43%	100%	40%	47%	36%	48%	0%	0%	0%	43%	33%	44%	50%	29%	50%	0%	12
Healthy Relationships	28.6%	40%	14%	0%	20%	29%	27%	28%	0%	0%	100%	29%	67%	24%	28%	29%	50%	0%	8
Conflict Resolution	10.7%	20%	0%	0%	0%	12%	9%	12%	0%	0%	0%	11%	33%	8%	11%	14%	0%	0%	3
Grief/Loss	10.7%	13%	0%	0%	20%	18%	0%	12%	0%	0%	0%	11%	0%	12%	11%	14%	0%	0%	3
Other (please explain)	0%	0%	0%	0%	0%	0%	0%	0%	0%	0%	0%	0%	0%	0%	0%	0%	0%	0%	0
None of the above	42.9%	47%	29%	0%	60%	35%	55%	44%	100%	0%	0%	43%	33%	44%	44%	43%	0%	100%	12
17. What is your student's college/career plan after high school?																			

SUCCESS Academy (SUU)

Parent Survey

2021 - 2022

	Overall Responders	Grade				Gender		Ethnicity			Language	Education		GPA				Total Responders	
	Count	9th grade	10th grade	11th grade	12th grade	Female	Male	White / Caucasian	Native Hawaiian or Pacific Islander	Hispanic or Latino	Asian	English	Yes	No	Mostly A's (3.7-4.0)	Mostly B's (2.5-3.3)	Mostly C's (1.7-2.3)	Mostly D's (1.0-1.3)	
Work or on-the-job training (apprenticeships)	0%	0%	0%	0%	0%	0%	0%	0%	0%	0%	0%	0%	0%	0%	0%	0%	0%	0%	0
Military	3.6%	7%	0%	0%	0%	6%	0%	4%	0%	0%	0%	4%	0%	4%	0%	14%	0%	0%	1
1-2 years (or less) of college leading to a technical license or certificate program	3.6%	0%	0%	100%	0%	6%	0%	4%	0%	0%	0%	4%	0%	4%	6%	0%	0%	0%	1
2 years of college (associate or technical degree)	7.1%	7%	14%	0%	0%	12%	0%	8%	0%	0%	0%	7%	0%	8%	6%	14%	0%	0%	2
4 or more years at a college/university (bachelor, masters, or doctorate degree)	75%	73%	71%	0%	100%	71%	82%	72%	100%	100%	100%	75%	67%	76%	83%	57%	100%	0%	21
I don't know	7.1%	7%	14%	0%	0%	0%	18%	8%	0%	0%	0%	7%	0%	8%	6%	0%	0%	100%	2
Other (please explain)	3.6%	7%	0%	0%	0%	6%	0%	4%	0%	0%	0%	4%	33%	0%	0%	14%	0%	0%	1
18. What obstacles might prevent your student from continuing their education after high school? (Mark all that apply)																			
Family responsibilities	3.6%	7%	0%	0%	0%	6%	0%	4%	0%	0%	0%	4%	0%	4%	6%	0%	0%	0%	1
Grades	17.9%	27%	14%	0%	0%	12%	27%	16%	0%	100%	0%	18%	0%	20%	6%	14%	100%	100%	5
Motivation	21.4%	13%	43%	100%	0%	24%	18%	16%	0%	100%	100%	21%	33%	20%	22%	14%	50%	0%	6
Cost	53.6%	73%	43%	0%	20%	47%	64%	56%	0%	0%	100%	54%	100%	48%	39%	86%	50%	100%	15
Other (please explain)	0%	0%	0%	0%	0%	0%	0%	0%	0%	0%	0%	0%	0%	0%	0%	0%	0%	0%	0
None of the above	35.7%	27%	29%	0%	80%	41%	27%	36%	100%	0%	0%	36%	0%	40%	50%	14%	0%	0%	10
19. During your student's yearly small group or individual Plan for College and Career Readiness meeting, how important are the following topics to discuss with the school counselor?																			
Recognizing and celebrating personal strengths and interests																			
Very Important	60.7%	53%	57%	100%	80%	65%	55%	60%	100%	0%	100%	61%	67%	60%	67%	57%	50%	0%	17
Important	35.7%	40%	43%	0%	20%	29%	45%	36%	0%	100%	0%	36%	33%	36%	33%	29%	50%	100%	10

SUCCESS Academy (SUU)

Parent Survey

2021 - 2022

	Overall Responders	Grade				Gender		Ethnicity			Language	Education		GPA				Total Responders	
	Count	9th grade	10th grade	11th grade	12th grade	Female	Male	White / Caucasian	Native Hawaiian or Pacific Islander	Hispanic or Latino	Asian	English	Yes	No	Mostly A's (3.7-4.0)	Mostly B's (2.5-3.3)	Mostly C's (1.7-2.3)	Mostly D's (1.0-1.3)	
Somewhat Important	0%	0%	0%	0%	0%	0%	0%	0%	0%	0%	0%	0%	0%	0%	0%	0%	0%	0%	0
Not Important	3.6%	7%	0%	0%	0%	6%	0%	4%	0%	0%	0%	4%	0%	4%	0%	14%	0%	0%	1
Goal setting for the future																			
Very Important	64.3%	60%	57%	100%	80%	76%	45%	64%	100%	0%	100%	64%	67%	64%	72%	57%	50%	0%	18
Important	28.6%	33%	29%	0%	20%	18%	45%	28%	0%	100%	0%	29%	33%	28%	22%	29%	50%	100%	8
Somewhat Important	7.1%	7%	14%	0%	0%	6%	9%	8%	0%	0%	0%	7%	0%	8%	6%	14%	0%	0%	2
Not Important	0%	0%	0%	0%	0%	0%	0%	0%	0%	0%	0%	0%	0%	0%	0%	0%	0%	0%	0
Career planning based on interests and abilities																			
Very Important	64.3%	67%	43%	100%	80%	71%	55%	68%	100%	0%	0%	64%	67%	64%	72%	57%	50%	0%	18
Important	28.6%	27%	43%	0%	20%	24%	36%	24%	0%	100%	100%	29%	33%	28%	22%	29%	50%	100%	8
Somewhat Important	7.1%	7%	14%	0%	0%	6%	9%	8%	0%	0%	0%	7%	0%	8%	6%	14%	0%	0%	2
Not Important	0%	0%	0%	0%	0%	0%	0%	0%	0%	0%	0%	0%	0%	0%	0%	0%	0%	0%	0
Academic 4-year planning that connects to future goals																			
Very Important	67.9%	73%	43%	100%	80%	71%	64%	72%	100%	0%	0%	68%	67%	68%	78%	57%	50%	0%	19
Important	21.4%	13%	43%	0%	20%	24%	18%	16%	0%	100%	100%	21%	33%	20%	17%	29%	50%	0%	6
Somewhat Important	10.7%	13%	14%	0%	0%	6%	18%	12%	0%	0%	0%	11%	0%	12%	6%	14%	0%	100%	3
Not Important	0%	0%	0%	0%	0%	0%	0%	0%	0%	0%	0%	0%	0%	0%	0%	0%	0%	0%	0
Information about training after high school (e.g., apprenticeships, technical colleges, and colleges/universities)																			
Very Important	71.4%	67%	57%	100%	100%	76%	64%	72%	100%	0%	100%	71%	67%	72%	78%	57%	50%	100%	20
Important	17.9%	27%	14%	0%	0%	24%	9%	16%	0%	100%	0%	18%	0%	20%	6%	43%	50%	0%	5
Somewhat Important	7.1%	7%	14%	0%	0%	0%	18%	8%	0%	0%	0%	7%	33%	4%	11%	0%	0%	0%	2
Not Important	3.6%	0%	14%	0%	0%	0%	9%	4%	0%	0%	0%	4%	0%	4%	6%	0%	0%	0%	1
College and job application process																			
Very Important	57.1%	53%	57%	0%	80%	53%	64%	60%	100%	0%	0%	57%	67%	56%	61%	57%	50%	0%	16

SUCCESS Academy (SUU)

Parent Survey

2021 - 2022

	Overall Responders	Grade				Gender		Ethnicity			Language	Education		GPA				Total Responders	
	Count	9th grade	10th grade	11th grade	12th grade	Female	Male	White / Caucasian	Native Hawaiian or Pacific Islander	Hispanic or Latino	Asian	English	Yes	No	Mostly A's (3.7-4.0)	Mostly B's (2.5-3.3)	Mostly C's (1.7-2.3)	Mostly D's (1.0-1.3)	
Important	35.7%	40%	29%	100%	20%	41%	27%	32%	0%	100%	100%	36%	33%	36%	33%	29%	50%	100%	10
Somewhat Important	7.1%	7%	14%	0%	0%	6%	9%	8%	0%	0%	0%	7%	0%	8%	6%	14%	0%	0%	2
Not Important	0%	0%	0%	0%	0%	0%	0%	0%	0%	0%	0%	0%	0%	0%	0%	0%	0%	0%	0
Resume building																			
Very Important	53.6%	53%	43%	0%	80%	41%	73%	52%	100%	0%	100%	54%	100%	48%	56%	57%	50%	0%	15
Important	39.3%	40%	43%	100%	20%	53%	18%	40%	0%	100%	0%	39%	0%	44%	39%	29%	50%	100%	11
Somewhat Important	7.1%	7%	14%	0%	0%	6%	9%	8%	0%	0%	0%	7%	0%	8%	6%	14%	0%	0%	2
Not Important	0%	0%	0%	0%	0%	0%	0%	0%	0%	0%	0%	0%	0%	0%	0%	0%	0%	0%	0
Scholarship and financial aid information																			
Very Important	75%	80%	57%	100%	80%	76%	73%	76%	100%	0%	100%	75%	100%	72%	83%	57%	50%	100%	21
Important	21.4%	20%	29%	0%	20%	24%	18%	20%	0%	100%	0%	21%	0%	24%	11%	43%	50%	0%	6
Somewhat Important	3.6%	0%	14%	0%	0%	0%	9%	4%	0%	0%	0%	4%	0%	4%	6%	0%	0%	0%	1
Not Important	0%	0%	0%	0%	0%	0%	0%	0%	0%	0%	0%	0%	0%	0%	0%	0%	0%	0%	0
Makeup/recovery credit																			
Very Important	35.7%	60%	0%	0%	20%	41%	27%	36%	100%	0%	0%	36%	33%	36%	28%	43%	50%	100%	10
Important	25%	27%	29%	0%	20%	24%	27%	20%	0%	100%	100%	25%	33%	24%	22%	29%	50%	0%	7
Somewhat Important	14.3%	7%	29%	0%	20%	18%	9%	16%	0%	0%	0%	14%	0%	16%	11%	29%	0%	0%	4
Not Important	25%	7%	43%	100%	40%	18%	36%	28%	0%	0%	0%	25%	33%	24%	39%	0%	0%	0%	7
Personal skills for self-advocacy and self-care (e.g., resiliency, balancing home and school, basic needs, coping strategies, etc.)																			
Very Important	50%	67%	29%	100%	20%	59%	36%	48%	100%	0%	100%	50%	67%	48%	50%	57%	50%	0%	14
Important	46.4%	33%	71%	0%	60%	41%	55%	48%	0%	100%	0%	46%	33%	48%	44%	43%	50%	100%	13
Somewhat Important	0%	0%	0%	0%	0%	0%	0%	0%	0%	0%	0%	0%	0%	0%	0%	0%	0%	0%	0
Not Important	3.6%	0%	0%	0%	20%	0%	9%	4%	0%	0%	0%	4%	0%	4%	6%	0%	0%	0%	1

SUCCESS Academy (SUU)

Parent Survey

2021 - 2022

	Overall Responders	Grade				Gender		Ethnicity			Language	Education		GPA			Total Responders		
	Count	9th grade	10th grade	11th grade	12th grade	Female	Male	White / Caucasian	Native Hawaiian or Pacific Islander	Hispanic or Latino	Asian	English	Yes	No	Mostly A's (3.7-4.0)	Mostly B's (2.5-3.3)	Mostly C's (1.7-2.3)	Mostly D's (1.0-1.3)	
Strongly Disagree	0%	0%	0%	0%	0%	0%	0%	0%	0%	0%	0%	0%	0%	0%	0%	0%	0%	0%	28
22. In your opinion:																			
My student has access to information about the level of training/education they can earn after high school (e.g., apprenticeships, certificates, degrees).																			
Yes	75%	80%	71%	100%	60%	59%	100%	76%	100%	100%	0%	75%	33%	80%	72%	71%	100%	100%	21
No	3.6%	0%	14%	0%	0%	6%	0%	0%	0%	0%	100%	4%	33%	0%	6%	0%	0%	0%	1
I don't know	21.4%	20%	14%	0%	40%	35%	0%	24%	0%	0%	0%	21%	33%	20%	22%	29%	0%	0%	6
My student understands how to apply for different training/education programs after high school.																			
Yes	46.4%	33%	57%	100%	60%	47%	45%	44%	100%	100%	0%	46%	0%	52%	61%	14%	50%	0%	13
No	17.9%	20%	29%	0%	0%	18%	18%	16%	0%	0%	100%	18%	33%	16%	11%	29%	0%	100%	5
I don't know	35.7%	47%	14%	0%	40%	35%	36%	40%	0%	0%	0%	36%	67%	32%	28%	57%	50%	0%	10
My student understands what training/education after high school will cost.																			
Yes	64.3%	47%	71%	100%	100%	65%	64%	64%	100%	100%	0%	64%	33%	68%	89%	14%	50%	0%	18
No	14.3%	20%	14%	0%	0%	12%	18%	12%	0%	0%	100%	14%	33%	12%	6%	29%	0%	100%	4
I don't know	21.4%	33%	14%	0%	0%	24%	18%	24%	0%	0%	0%	21%	33%	20%	6%	57%	50%	0%	6
My student understands the different ways to pay for the cost of training/education after high school (e.g., scholarships, financial aid/FAFSA, savings, etc.)																			
Yes	64.3%	53%	57%	100%	100%	65%	64%	64%	100%	100%	0%	64%	33%	68%	83%	29%	50%	0%	18
No	10.7%	13%	14%	0%	0%	12%	9%	8%	0%	0%	100%	11%	33%	8%	6%	14%	0%	100%	3
I don't know	25%	33%	29%	0%	0%	24%	27%	28%	0%	0%	0%	25%	33%	24%	11%	57%	50%	0%	7

SUCCESS Academy (SUU)

Parent Survey

2021 - 2022

	Overall Responders	Grade				Gender		Ethnicity			Language	Education		GPA				Total Responders		
		9th grade	10th grade	11th grade	12th grade	Female	Male	White / Caucasian	Native Hawaiian or Pacific Islander	Hispanic or Latino	Asian	English	Yes	No	Mostly A's (3.7-4.0)	Mostly B's (2.5-3.3)	Mostly C's (1.7-2.3)	Mostly D's (1.0-1.3)		
Count		15	7	1	5	17	11	25	1	1	1	28	3	25	18	7	2	1	28	
Social media	0%	0%	0%	0%	0%	0%	0%	0%	0%	0%	0%	0%	0%	0%	0%	0%	0%	0%	0%	0
Text	14.3%	20%	14%	0%	0%	18%	9%	16%	0%	0%	0%	14%	33%	12%	11%	14%	0%	100%		4
Other (please explain)	0%	0%	0%	0%	0%	0%	0%	0%	0%	0%	0%	0%	0%	0%	0%	0%	0%	0%	0%	0
25. Was the time convenient?																				
Yes	96.4%	93%	100%	100%	100%	94%	100%	96%	100%	100%	100%	96%	100%	96%	100%	86%	100%	100%		27
No	3.6%	7%	0%	0%	0%	6%	0%	4%	0%	0%	0%	4%	0%	4%	0%	14%	0%	0%		1
26. Do you have suggestions to make PCCR Better in the future?																				
No	92.9%	93%	86%	100%	100%	88%	100%	96%	100%	100%	0%	93%	67%	96%	89%	100%	100%	100%		26
Yes	7.1%	7%	14%	0%	0%	12%	0%	4%	0%	0%	100%	7%	33%	4%	11%	0%	0%	0%		2
27. Were all your questions answered during your PCCR meeting today?																				
Yes	78.6%	67%	100%	100%	80%	76%	82%	80%	0%	100%	100%	79%	100%	76%	89%	57%	100%	0%		22
No (Please explain)	17.9%	33%	0%	0%	0%	24%	9%	16%	100%	0%	0%	18%	0%	20%	11%	29%	0%	100%		5

SUCCESS Academy (SUU)

Parent Survey

2021 - 2022

SUCCESS Academy (SUU)

Parent Survey

2021 - 2022

1. What is your student's grade level for whom you are taking this survey?

Answers	Responder Count	Percentage	State Percentage
6th grade	0	0%	8%
7th grade	0	0%	12%
8th grade	0	0%	10%
9th grade	15	54%	17%
10th grade	7	25%	16%
11th grade	1	4%	18%
12th grade	5	18%	19%

2. What is your child's gender?

Answers	Responder Count	Percentage	State Percentage
Female	17	61%	49%
Male	11	39%	49%
Prefer not to answer	0	0%	2%

3. What is the race/ethnicity of your student?

Answers	Responder Count	Percentage	State Percentage
White / Caucasian	25	89%	78%
Native Hawaiian or Pacific Islander	1	4%	2%
Hispanic or Latino	1	4%	11%
Asian	1	4%	2%
African American	0	0%	1%
American Indian / Alaskan Native	0	0%	2%
Other Ethnicity	0	0%	1%
Prefer not to answer	0	0%	4%

4. What is the primary language spoken in your home?

Answers	Responder Count	Percentage	State Percentage
English	28	100%	93%
Spanish	0	0%	5%
Pacific Islander Language	0	0%	0%
American Indian Language	0	0%	0%
Asian Language	0	0%	0%
Other Language	0	0%	1%
Prefer not to answer	0	0%	1%

SUCCESS Academy (SUU)

Parent Survey

2021 - 2022

5. Is your student a first-generation college student? A first-generation college student is a student whom neither parent graduated with a 4-year degree (in the U.S.)

Answers	Responder Count	Percentage	State Percentage
Yes	3	11%	24%
No	25	89%	72%
Prefer not to answer	0	0%	4%

6. What type of grades does your student typically earn? You can also choose your answer based on approximate Grade Point Average (GPA).

Answers	Responder Count	Percentage	State Percentage
Mostly A's (3.7-4.0)	18	64%	55%
Mostly B's (2.5-3.3)	7	25%	28%
Mostly C's (1.7-2.3)	2	7%	12%
Mostly D's (1.0-1.3)	1	4%	3%
Below D's (1.0 or below)	0	0%	2%

7. Please evaluate the services your student has received from their school counselor.

Classroom school counseling lessons and activities (e.g., college and career search, interest inventory, financial aid/scholarships, life skills, suicide prevention, etc.)

Answers	Responder Count	Percentage	State Percentage
Very Helpful	16	57%	24%
Helpful	7	25%	28%
Somewhat Helpful	3	11%	17%
Not Helpful	0	0%	6%
Not Aware	1	4%	15%
Not Applicable	1	4%	9%

College and career awareness and exploration activities (e.g., Utah College Application Week, college tours, financial aid nights, job shadows, internships, career fairs, resume building, CTE pathways, online college/career exploration, etc.)

Answers	Responder Count	Percentage	State Percentage
Very Helpful	16	57%	19%
Helpful	9	32%	23%
Somewhat Helpful	1	4%	17%
Not Helpful	0	0%	7%
Not Aware	1	4%	20%
Not Applicable	1	4%	14%

Plan for College and Career Readiness Meetings, including 4-year course planning

Answers	Responder Count	Percentage	State Percentage
Very Helpful	18	64%	18%
Helpful	6	21%	21%

SUCCESS Academy (SUU)

Parent Survey

2021 - 2022

Somewhat Helpful	3	11%	16%
Not Helpful	0	0%	8%
Not Aware	1	4%	21%
Not Applicable	0	0%	15%
Small group counseling sessions (e.g., grief and loss, conflict resolution, life skills, etc.)			
Answers	Responder Count	Percentage	State Percentage
Very Helpful	8	29%	12%
Helpful	2	7%	13%
Somewhat Helpful	2	7%	8%
Not Helpful	0	0%	6%
Not Aware	7	25%	24%
Not Applicable	9	32%	36%
Individual counseling sessions (e.g., short-term solution-focused counseling, not diagnostic or therapeutic counseling)			
Answers	Responder Count	Percentage	State Percentage
Very Helpful	12	43%	14%
Helpful	3	11%	15%
Somewhat Helpful	2	7%	9%
Not Helpful	0	0%	6%
Not Aware	4	14%	20%
Not Applicable	7	25%	35%
Assisting students with connecting to community resources (e.g., therapeutic counseling and support groups, etc.)			
Answers	Responder Count	Percentage	State Percentage
Very Helpful	8	29%	9%
Helpful	4	14%	12%
Somewhat Helpful	3	11%	8%
Not Helpful	0	0%	7%
Not Aware	4	14%	23%
Not Applicable	9	32%	40%
8. Do you feel comfortable going to the counseling office?			
Answers	Responder Count	Percentage	State Percentage
Yes	26	93%	64%
No	1	4%	5%
Sometimes	0	0%	8%
I have not tried accessing resources in the counseling office.	1	4%	22%
9. Do you feel comfortable seeking help from your student's school counselor?			
Answers	Responder Count	Percentage	State Percentage
Yes	26	93%	64%

SUCCESS Academy (SUU)

Parent Survey

2021 - 2022

No	1	4%	5%
Sometimes	0	0%	8%
I have not tried seeking help from my student's school counselor.	1	4%	16%
I do not know who my student's school counselor is.	0	0%	7%

10. Are you able to schedule an appointment with your student's school counselor?

Answers	Responder Count	Percentage	State Percentage
Yes	23	82%	53%
No	1	4%	2%
Sometimes	0	0%	8%
I have not tried to schedule an appointment with my student's school counselor.	4	14%	37%

11. Does your student need additional support from their school counselor in any of the following areas? (Mark all that apply)

Answers	Responder Count	Percentage	State Percentage
Academics/School	7	25%	35%
College/Career Planning	7	25%	36%
Social/Friends	1	4%	18%
Emotional/Mental Health	7	25%	24%
None of the above	14	50%	39%

12. Do any of the following emotions impact your student's success at school? (Mark all that apply)

Answers	Responder Count	Percentage	State Percentage
Anger	1	4%	10%
Fear	1	4%	12%
Loneliness	2	7%	15%
Sadness	2	7%	14%
Stress or anxiety	17	61%	55%
Other (please explain)	1	4%	7%
None of the above	11	39%	37%
Custom Responses			
time management			

13. Does your student need support in developing any of the following skills?

Voicing concerns and speaking up for themselves.

Answers	Responder Count	Percentage	State Percentage
Very Needed	2	7%	10%
Needed	6	21%	16%

SUCCESS Academy (SUU)

Parent Survey

2021 - 2022

Somewhat Needed	7	25%	29%
Not Needed	13	46%	44%
Learning how to talk to an adult (e.g., teacher, counselor, administrator) at school.			
Answers			
Very Needed	3	11%	10%
Needed	4	14%	15%
Somewhat Needed	9	32%	28%
Not Needed	12	43%	47%
Knowing what to do when they are, or witness other students, being bullied, mistreated, or feeling lonely.			
Answers			
Very Needed	1	4%	7%
Needed	4	14%	16%
Somewhat Needed	10	36%	29%
Not Needed	13	46%	47%
Knowing how to manage emotions (e.g., sadness, anxiety, etc.) in a positive way without hurting themselves or others.			
Answers			
Very Needed	2	7%	13%
Needed	7	25%	17%
Somewhat Needed	6	21%	24%
Not Needed	13	46%	45%
14. Which of the following services would help your student improve their academic performance? (Mark all that apply)			
Answers			
Additional access to school counselors	3	11%	21%
Study hall/Academic support classes	8	29%	36%
Individual support time during class	11	39%	42%
Before/after school access to teachers	12	43%	34%
None of the above	11	39%	28%
15. When school counselors make classroom presentations, how valuable do you find the following topics?			
College/Career information			
Answers			
Very Valuable	10	36%	30%
Valuable	15	54%	39%
Somewhat Valuable	3	11%	24%
Not Valuable	0	0%	7%
Scholarships and financial aid			
Answers			
Very Valuable	14	50%	37%

SUCCESS Academy (SUU)

Parent Survey

2021 - 2022

Valuable	11	39%	35%
Somewhat Valuable	2	7%	20%
Not Valuable	1	4%	8%
Stress management			
Answers	Responder Count	Percentage	State Percentage
Very Valuable	14	50%	39%
Valuable	9	32%	35%
Somewhat Valuable	5	18%	19%
Not Valuable	0	0%	7%
Study skills and succeeding in school			
Answers	Responder Count	Percentage	State Percentage
Very Valuable	15	54%	41%
Valuable	9	32%	37%
Somewhat Valuable	3	11%	17%
Not Valuable	1	4%	5%
Relationships with peers, parents, teachers			
Answers	Responder Count	Percentage	State Percentage
Very Valuable	13	46%	37%
Valuable	10	36%	37%
Somewhat Valuable	5	18%	19%
Not Valuable	0	0%	7%
Self-esteem/self-confidence			
Answers	Responder Count	Percentage	State Percentage
Very Valuable	14	50%	43%
Valuable	11	39%	34%
Somewhat Valuable	2	7%	17%
Not Valuable	1	4%	6%
Test preparation for college (e.g., ACT/SAT)			
Answers	Responder Count	Percentage	State Percentage
Very Valuable	14	50%	39%
Valuable	10	36%	36%
Somewhat Valuable	3	11%	18%
Not Valuable	1	4%	6%
Suicide prevention			
Answers	Responder Count	Percentage	State Percentage
Very Valuable	14	50%	44%
Valuable	12	43%	33%
Somewhat Valuable	1	4%	16%

SUCCESS Academy (SUU)

Parent Survey

2021 - 2022

Not Valuable	1	4%	6%
Internet/Social media safety			
Answers	Responder Count	Percentage	State Percentage
Very Valuable	13	46%	44%
Valuable	12	43%	34%
Somewhat Valuable	3	11%	16%
Not Valuable	0	0%	6%
16. Does your student need support in a small group counseling setting with any of the following topics (upon parental consent)? (Mark all that apply)			
Answers	Responder Count	Percentage	State Percentage
Mindfulness/Stress Management	13	46%	38%
Life Skills	7	25%	28%
Coping with Stress/Anxiety	12	43%	43%
Healthy Relationships	8	29%	25%
Conflict Resolution	3	11%	23%
Grief/Loss	3	11%	9%
Other (please explain)	0	0%	3%
None of the above	12	43%	43%
17. What is your student's college/career plan after high school?			
Answers	Responder Count	Percentage	State Percentage
Work or on-the-job training (apprenticeships)	0	0%	6%
Military	1	4%	2%
1-2 years (or less) of college leading to a technical license or certificate program	1	4%	7%
2 years of college (associate or technical degree)	2	7%	5%
4 or more years at a college/university (bachelor, masters, or doctorate degree)	21	75%	55%
I don't know	2	7%	22%
Other (please explain)	1	4%	3%
Custom Responses			
Computer science to be able to choose different options open for career			
18. What obstacles might prevent your student from continuing their education after high school? (Mark all that apply)			
Answers	Responder Count	Percentage	State Percentage
Family responsibilities	1	4%	4%
Grades	5	18%	20%
Motivation	6	21%	38%
Cost	15	54%	42%
Other (please explain)	0	0%	6%

SUCCESS Academy (SUU)

Parent Survey

2021 - 2022

None of the above 10 36% 29%

19. During your student's yearly small group or individual Plan for College and Career Readiness meeting, how important are the following topics to discuss with the school counselor?

Recognizing and celebrating personal strengths and interests

Answers	Responder Count	Percentage	State Percentage
Very Important	17	61%	47%
Important	10	36%	36%
Somewhat Important	0	0%	12%
Not Important	1	4%	4%

Goal setting for the future

Answers	Responder Count	Percentage	State Percentage
Very Important	18	64%	54%
Important	8	29%	36%
Somewhat Important	2	7%	8%
Not Important	0	0%	2%

Career planning based on interests and abilities

Answers	Responder Count	Percentage	State Percentage
Very Important	18	64%	52%
Important	8	29%	37%
Somewhat Important	2	7%	8%
Not Important	0	0%	2%

Academic 4-year planning that connects to future goals

Answers	Responder Count	Percentage	State Percentage
Very Important	19	68%	49%
Important	6	21%	36%
Somewhat Important	3	11%	11%
Not Important	0	0%	3%

Information about training after high school (e.g., apprenticeships, technical colleges, and colleges/universities)

Answers	Responder Count	Percentage	State Percentage
Very Important	20	71%	52%
Important	5	18%	35%
Somewhat Important	2	7%	10%
Not Important	1	4%	3%

College and job application process

Answers	Responder Count	Percentage	State Percentage
Very Important	16	57%	53%
Important	10	36%	35%

SUCCESS Academy (SUU)

Parent Survey

2021 - 2022

Somewhat Important	2	7%	9%
Not Important	0	0%	3%
Resume building			
Answers	Responder Count	Percentage	State Percentage
Very Important	15	54%	45%
Important	11	39%	37%
Somewhat Important	2	7%	14%
Not Important	0	0%	4%
Scholarship and financial aid information			
Answers	Responder Count	Percentage	State Percentage
Very Important	21	75%	57%
Important	6	21%	31%
Somewhat Important	1	4%	9%
Not Important	0	0%	3%
Makeup/recovery credit			
Answers	Responder Count	Percentage	State Percentage
Very Important	10	36%	32%
Important	7	25%	30%
Somewhat Important	4	14%	19%
Not Important	7	25%	18%
Personal skills for self-advocacy and self-care (e.g., resiliency, balancing home and school, basic needs, coping strategies, etc.)			
Answers	Responder Count	Percentage	State Percentage
Very Important	14	50%	49%
Important	13	46%	33%
Somewhat Important	0	0%	14%
Not Important	1	4%	5%
Transition information (e.g., elementary to junior high; junior high to high school; high school to college)			
Answers	Responder Count	Percentage	State Percentage
Very Important	11	39%	38%
Important	9	32%	37%
Somewhat Important	4	14%	18%
Not Important	4	14%	8%
20. What obstacles might prevent you from attending your student's Plan for College and Career Readiness meeting? (Mark all that apply)			
Answers	Responder Count	Percentage	State Percentage
Family/work obligations	8	29%	35%
Information provided does not meet my student's needs	0	0%	6%
Not enough notice to plan accordingly	1	4%	23%
Purpose of the Plan for College and Career Readiness meeting is not clear	0	0%	9%

SUCCESS Academy (SUU)

Parent Survey

2021 - 2022

Time of appointment	5	18%	25%
Transportation	0	0%	3%
Other (please explain)	1	4%	4%
None of the above	15	54%	41%
Custom Responses			
Forgetting			

21. The school promotes global citizenship development of students (e.g., interactions with other cultures and viewpoints, respect, standing up for and defending other's rights, etc.)

Answers	Responder Count	Percentage	State Percentage
Strongly Agree	12	43%	31%
Agree	12	43%	40%
Undecided	4	14%	23%
Disagree	0	0%	3%
Strongly Disagree	0	0%	2%

22. In your opinion:

My student has access to information about the level of training/education they can earn after high school (e.g., apprenticeships, certificates, degrees).

Answers	Responder Count	Percentage	State Percentage
Yes	21	75%	56%
No	1	4%	9%
I don't know	6	21%	36%

My student understands how to apply for different training/education programs after high school.

Answers	Responder Count	Percentage	State Percentage
Yes	13	46%	31%
No	5	18%	33%
I don't know	10	36%	36%

My student understands what training/education after high school will cost.

Answers	Responder Count	Percentage	State Percentage
Yes	18	64%	37%
No	4	14%	39%
I don't know	6	21%	24%

My student understands the different ways to pay for the cost of training/education after high school (e.g., scholarships, financial aid/FAFSA, savings, etc.)

Answers	Responder Count	Percentage	State Percentage
Yes	18	64%	37%
No	3	11%	40%

SUCCESS Academy (SUU)

Parent Survey

2021 - 2022

I don't know	7	25%	23%
My student has access to information about Career and Technical Education (CTE) programs and CTE Pathways.			
Answers	Responder Count	Percentage	State Percentage
Yes	14	50%	44%
No	1	4%	21%
I don't know	13	46%	35%
My student is presented opportunities to take classes that prepare them for college/career options (e.g., rigorous classes, Career & Technical Education (CTE) classes/pathways, Honors, Concurrent Enrollment (CE), Advanced Placement (AP), etc.)			
Answers	Responder Count	Percentage	State Percentage
Yes	25	89%	61%
No	0	0%	12%
I don't know	3	11%	27%
23. My student feels connected to their school.			
Answers	Responder Count	Percentage	State Percentage
Strongly Agree	15	54%	21%
Agree	9	32%	44%
Undecided	4	14%	24%
Disagree	0	0%	8%
Strongly Disagree	0	0%	3%
24. What is your preferred method for receiving information from the school counselor?			
Answers	Responder Count	Percentage	State Percentage
Email	22	79%	70%
Newsletter	1	4%	1%
Phone call	1	4%	7%
School counseling program website	0	0%	1%
Social media	0	0%	0%
Text	4	14%	20%
Other (please explain)	0	0%	1%
25. Was the time convenient?			
Answers	Responder Count	Percentage	State Percentage
Yes	27	96%	0%
No	1	4%	0%
26. Do you have suggestions to make PCCR Better in the future?			
Answers	Responder Count	Percentage	State Percentage
No	26	93%	0%

SUCCESS Academy (SUU)

Parent Survey

2021 - 2022

Yes 2 7% 0%

27. Were all your questions answered during your PCCR meeting today?

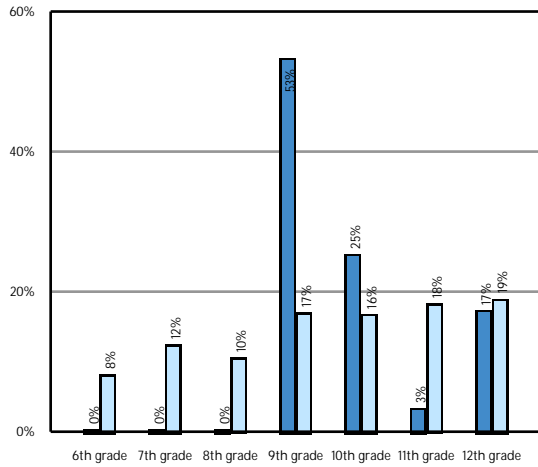
Answers	Responder Count	Percentage	State Percentage
Yes	22	79%	0%
No (Please explain)	5	18%	0%

SUCCESS Academy (SUU)

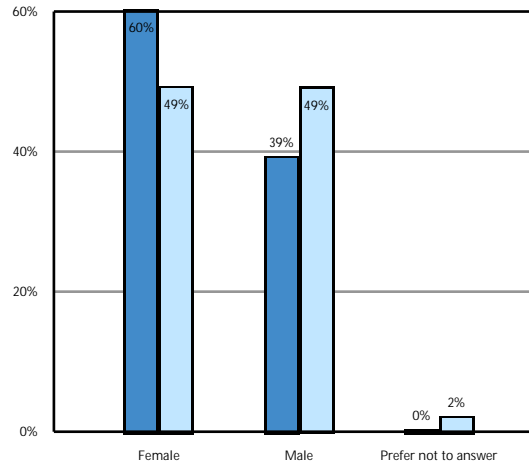
Parent Survey

2021 - 2022

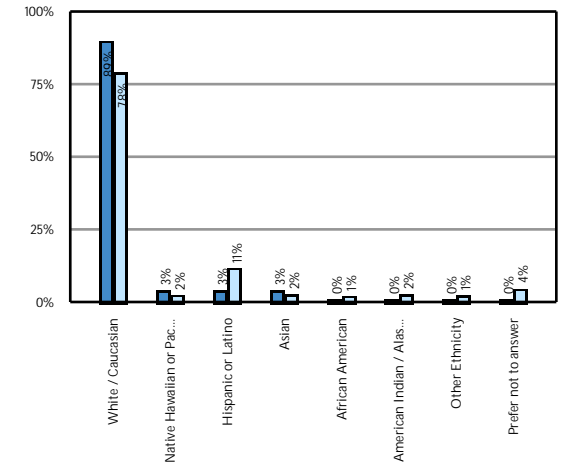
1. What is your student's grade level for whom you are taking this survey?



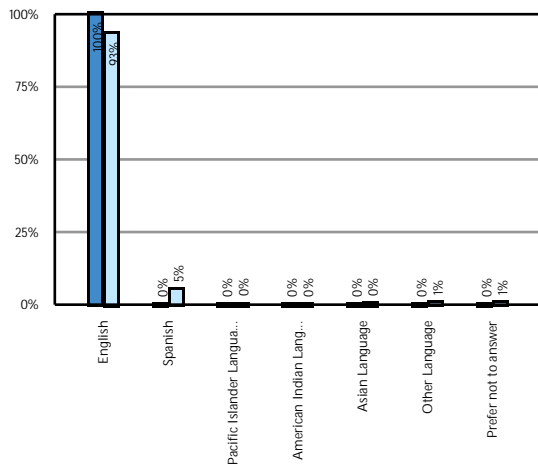
2. What is your child's gender?



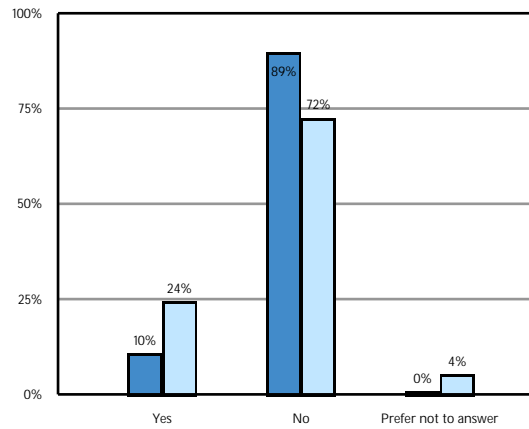
3. What is the race/ethnicity of your student?



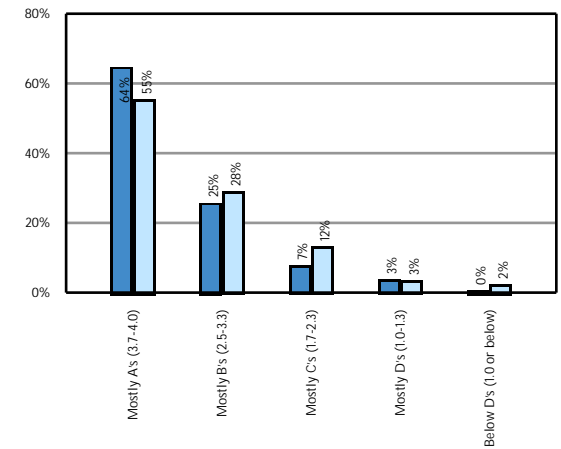
4. What is the primary language spoken in your home?



5. Is your student a first-generation college student? A first-generation college student is a student whom neither parent graduated with a 4-year degree (in the U.S.)



6. What type of grades does your student typically earn? You can also choose your answer based on approximate Grade Point Average (GPA).



■ SUCCESS Academy (SUU) ■ Utah (Overall)

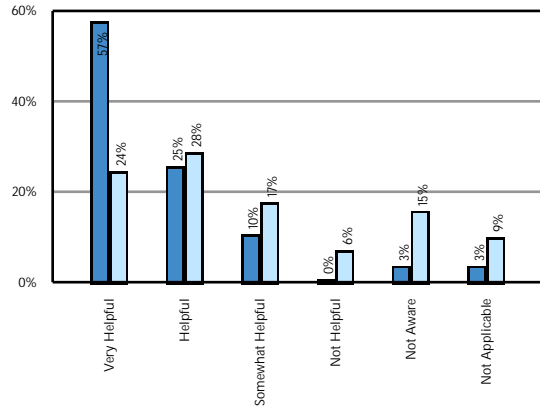
SUCCESS Academy (SUU)

Parent Survey

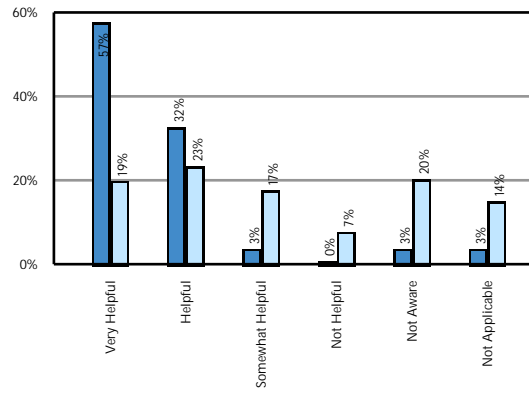
2021 - 2022

7. Please evaluate the services your student has received from their school counselor.

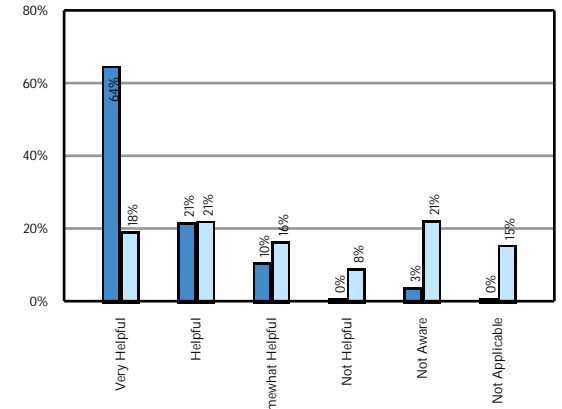
Classroom school counseling lessons and activities (e.g., college and career search, interest inventory, financial aid/scholarships, life skills, suicide prevention, etc.)



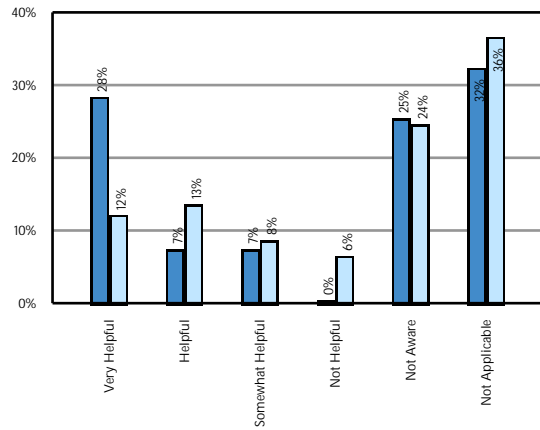
College and career awareness and exploration activities (e.g., Utah College Application Week, college tours, financial aid nights, job shadows, internships, career fairs, resume building, CTE pathways, online college/career exploration, etc.)



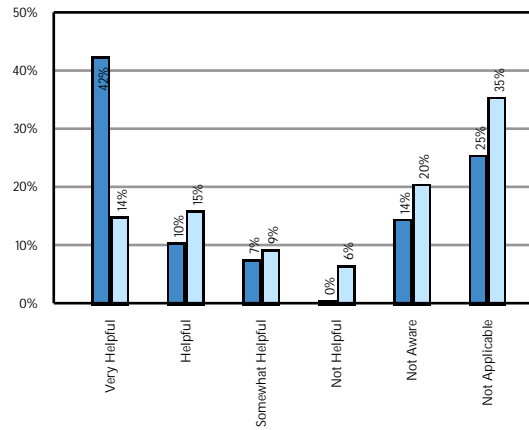
Plan for College and Career Readiness Meetings, including 4-year course planning



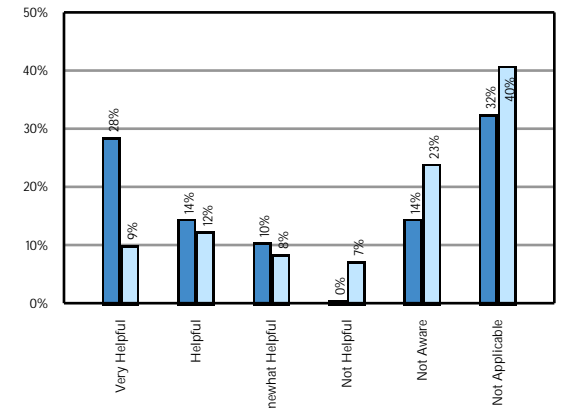
Small group counseling sessions (e.g., grief and loss, conflict resolution, life skills, etc.)



Individual counseling sessions (e.g., short-term solution-focused counseling, not diagnostic or therapeutic counseling)



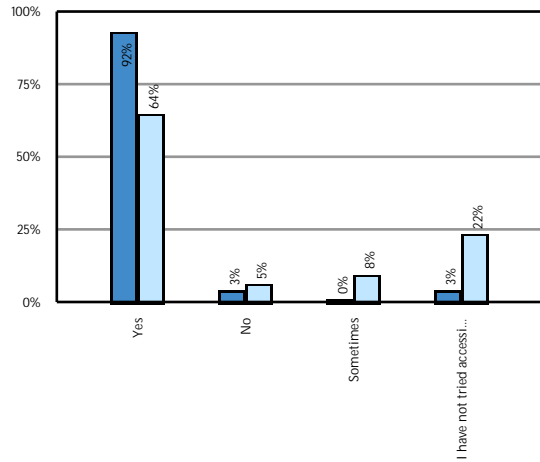
Assisting students with connecting to community resources (e.g., therapeutic counseling and support groups, etc.)



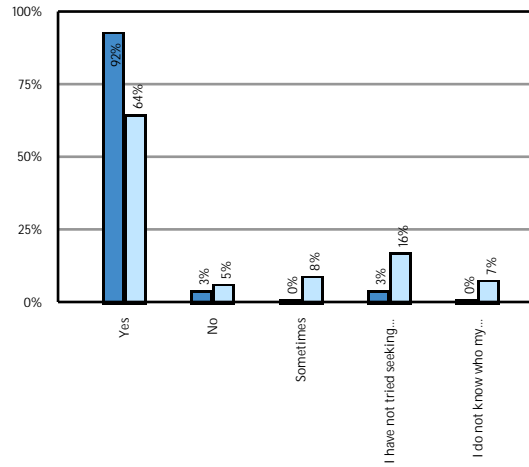
■ SUCCESS Academy (SUU) ■ Utah (Overall)

SUCCESS Academy (SUU) Parent Survey 2021 - 2022

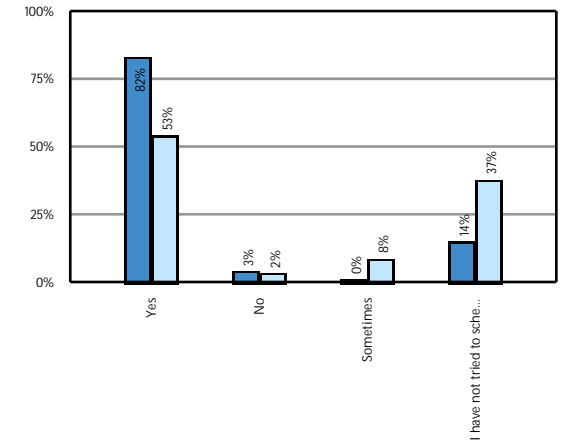
8. Do you feel comfortable going to the counseling office?



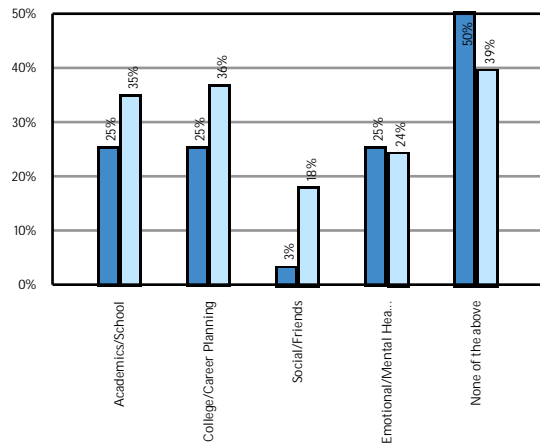
9. Do you feel comfortable seeking help from your student's school counselor?



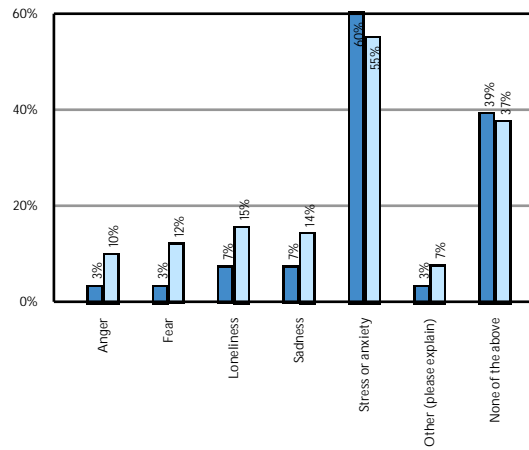
10. Are you able to schedule an appointment with your student's school counselor?



11. Does your student need additional support from their school counselor in any of the following areas? (Mark all that apply)



12. Do any of the following emotions impact your student's success at school? (Mark all that apply)



■ SUCCESS Academy (SUU) ■ Utah (Overall)

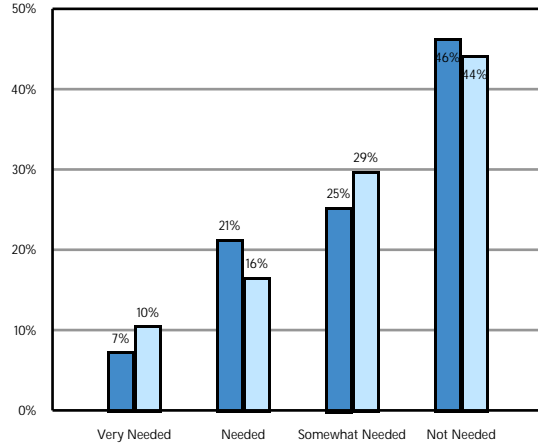
SUCCESS Academy (SUU)

Parent Survey

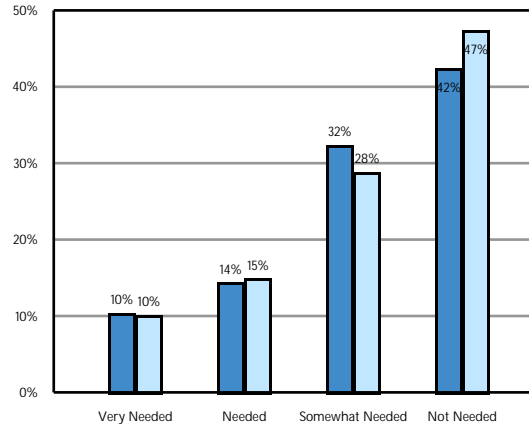
2021 - 2022

13. Does your student need support in developing any of the following skills?

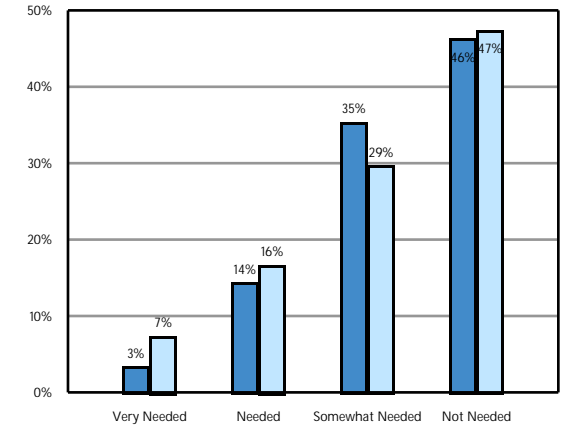
Voicing concerns and speaking up for themselves.



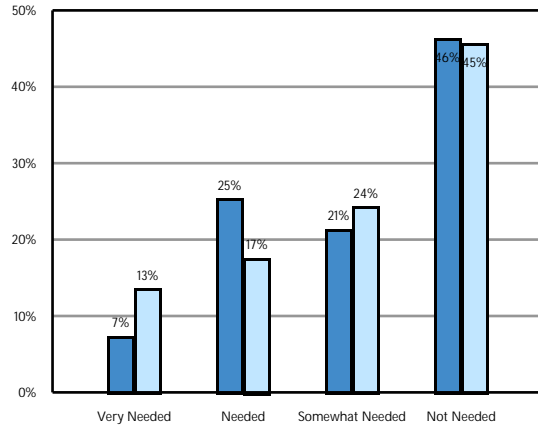
Learning how to talk to an adult (e.g., teacher, counselor, administrator) at school.



Knowing what to do when they are, or witness other students, being bullied, mistreated, or feeling lonely.



Knowing how to manage emotions (e.g., sadness, anxiety, etc.) in a positive way without hurting themselves or others.



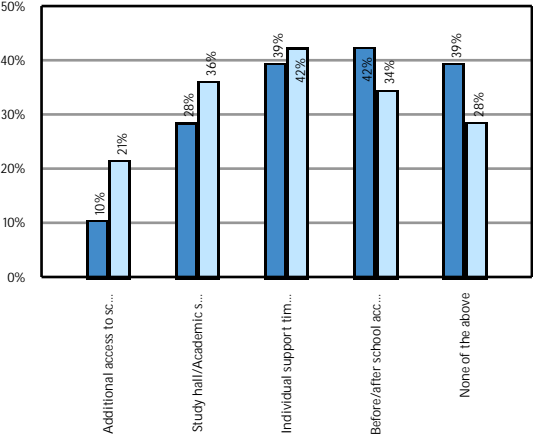
■ SUCCESS Academy (SUU) ■ Utah (Overall)

SUCCESS Academy (SUU)

Parent Survey

2021 - 2022

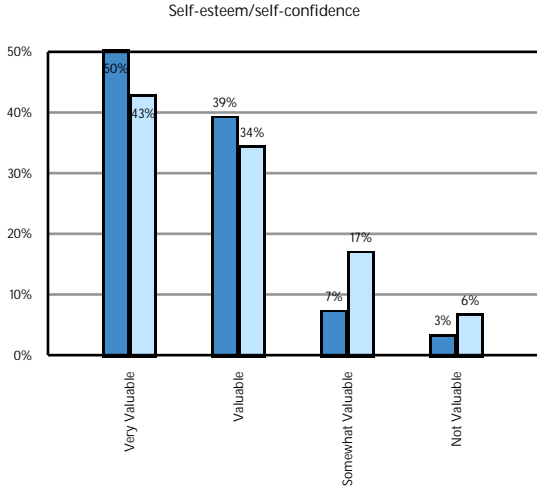
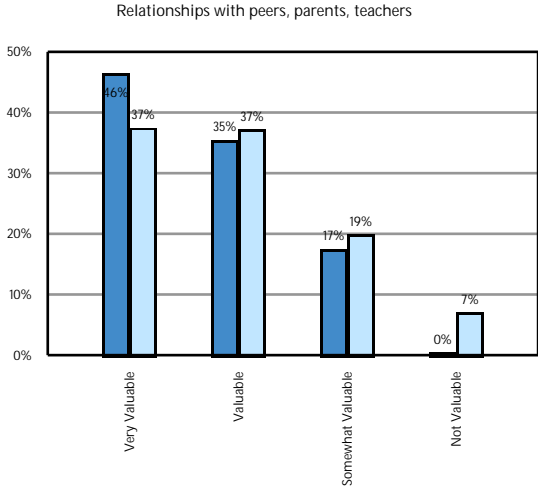
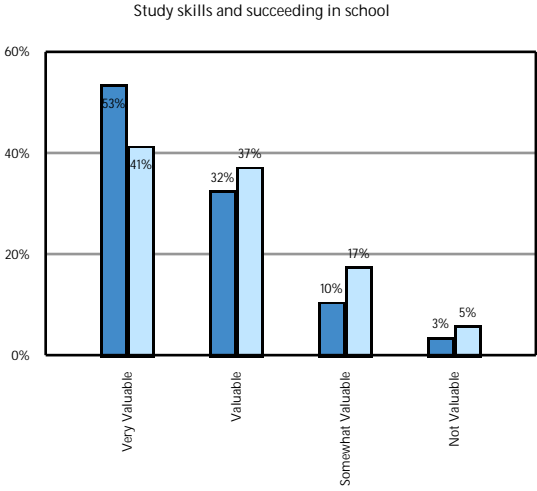
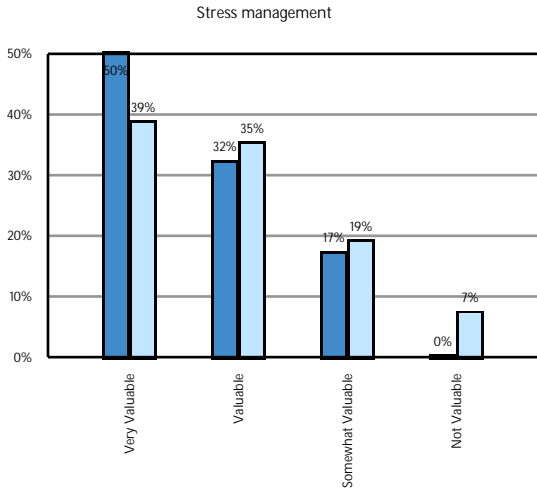
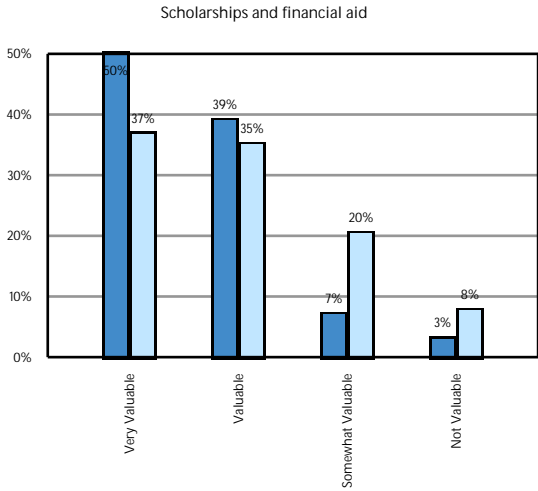
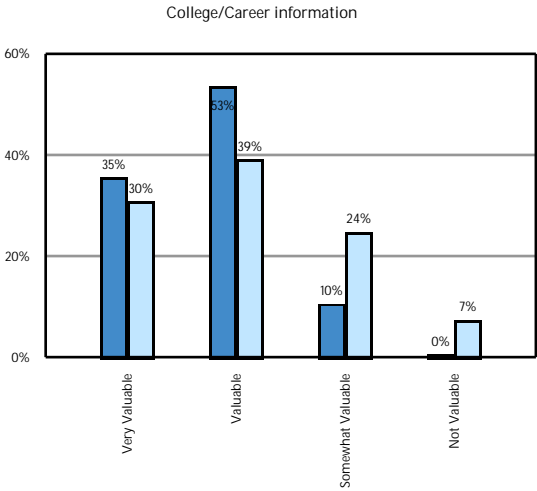
14. Which of the following services would help your student improve their academic performance? (Mark all that apply)



■ SUCCESS Academy (SUU) ■ Utah (Overall)

SUCCESS Academy (SUU) Parent Survey 2021 - 2022

15. When school counselors make classroom presentations, how valuable do you find the following topics?

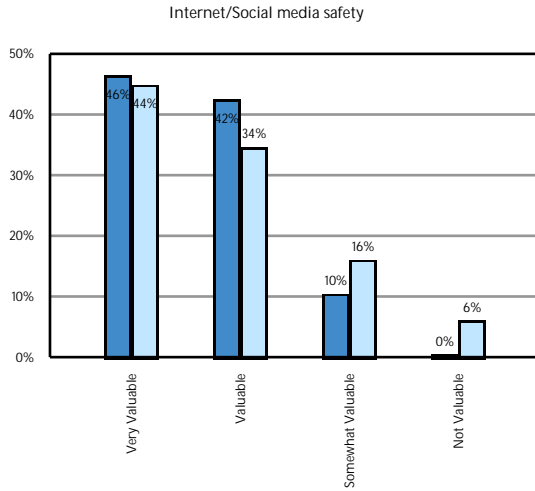
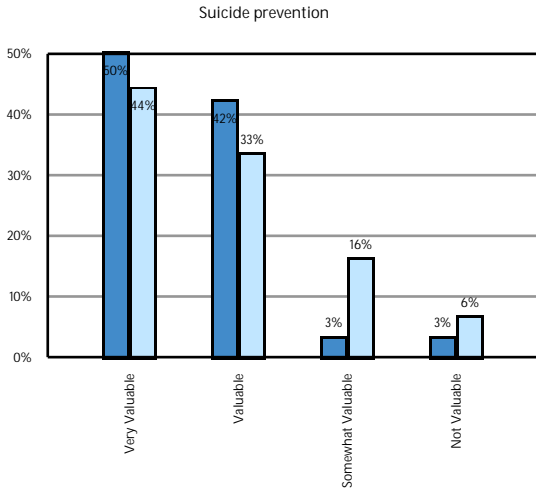
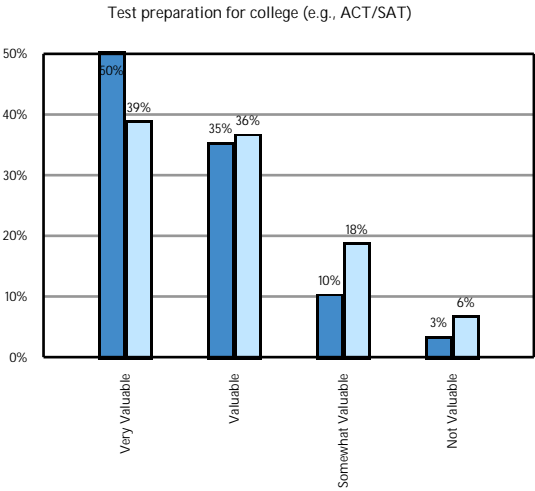


■ SUCCESS Academy (SUU)
 ■ Utah (Overall)

SUCCESS Academy (SUU)

Parent Survey 2021 - 2022

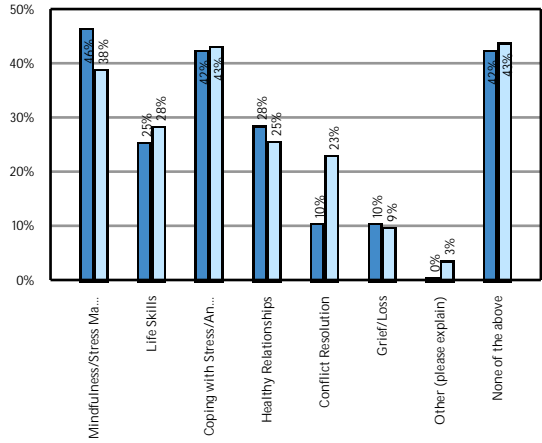
15. (Cont.) When school counselors make classroom presentations, how valuable do you find the following topics?



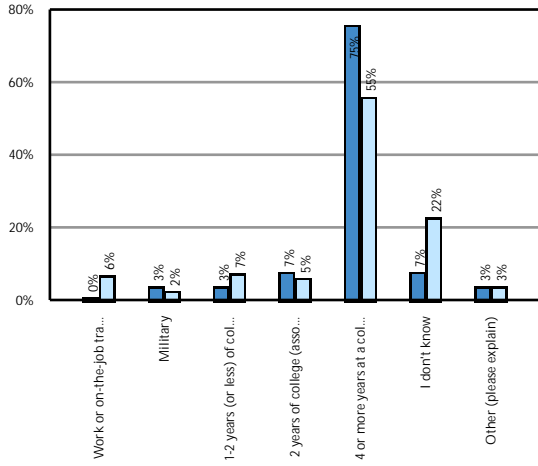
■ SUCCESS Academy (SUU)
 ■ Utah (Overall)

SUCCESS Academy (SUU) Parent Survey 2021 - 2022

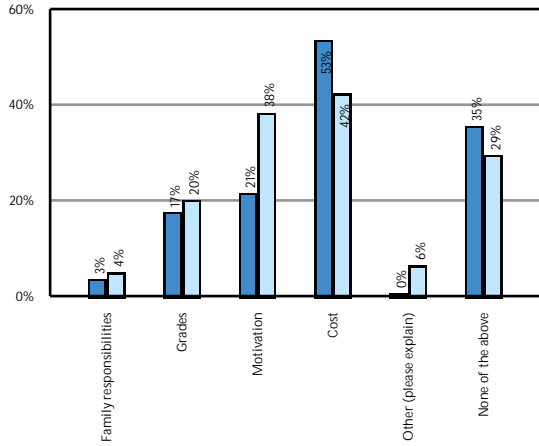
16. Does your student need support in a small group counseling setting with any of the following topics (upon parental consent)? (Mark all that apply)



17. What is your student's college/career plan after high school?



18. What obstacles might prevent your student from continuing their education after high school? (Mark all that apply)

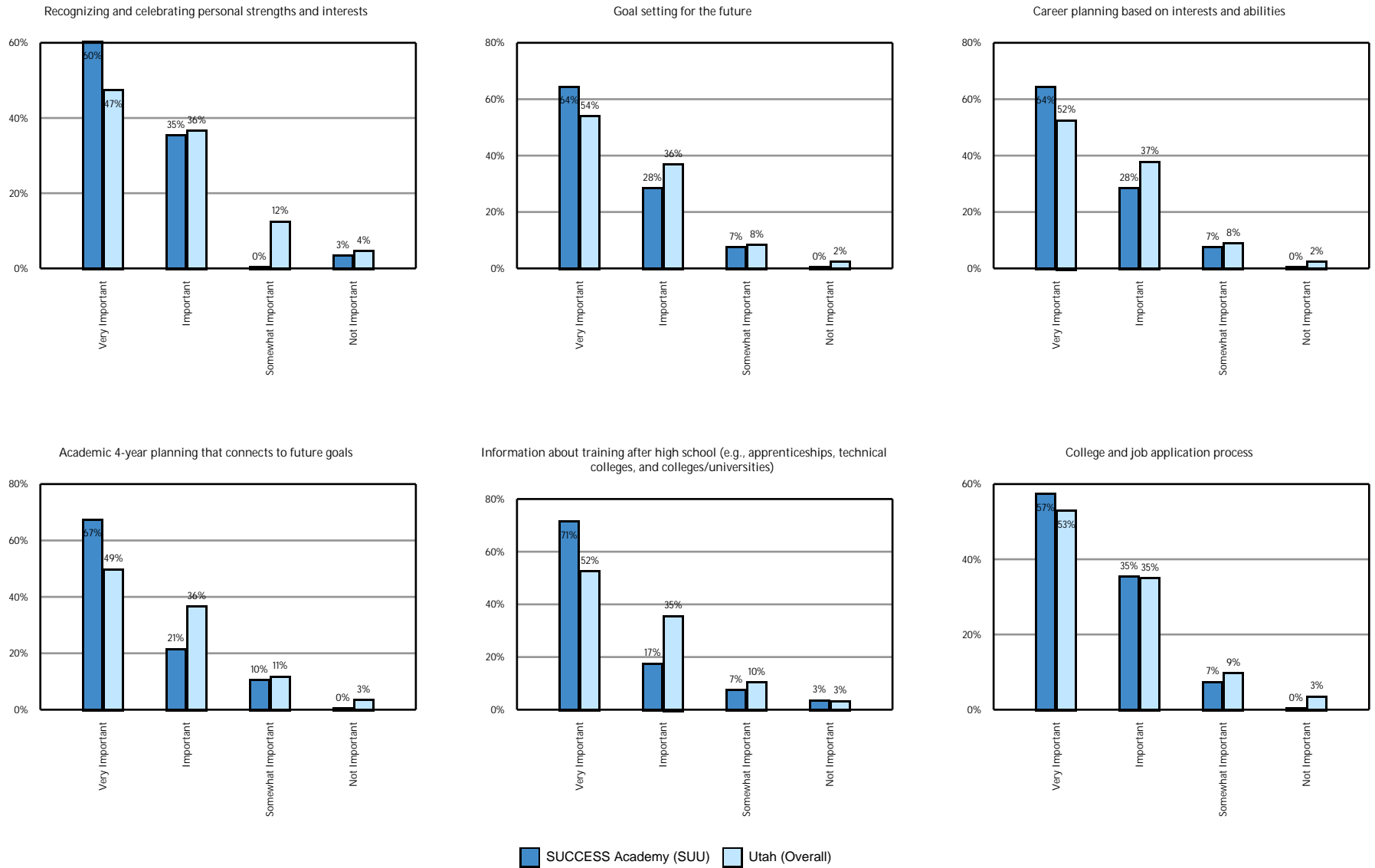


■ SUCCESS Academy (SUU)
 ■ Utah (Overall)

SUCCESS Academy (SUU)

Parent Survey 2021 - 2022

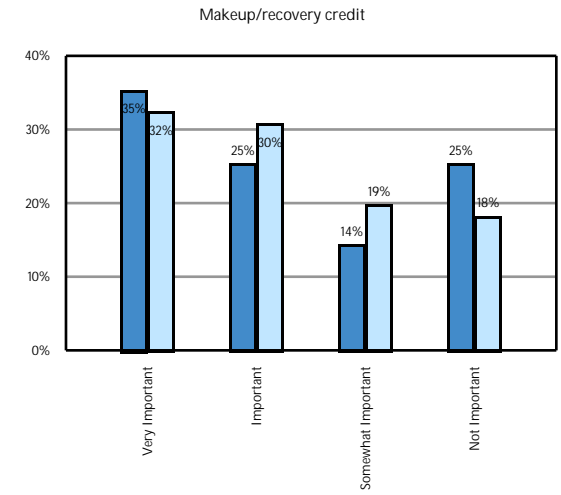
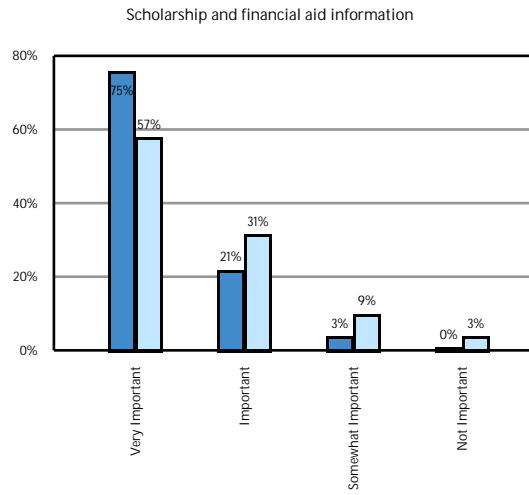
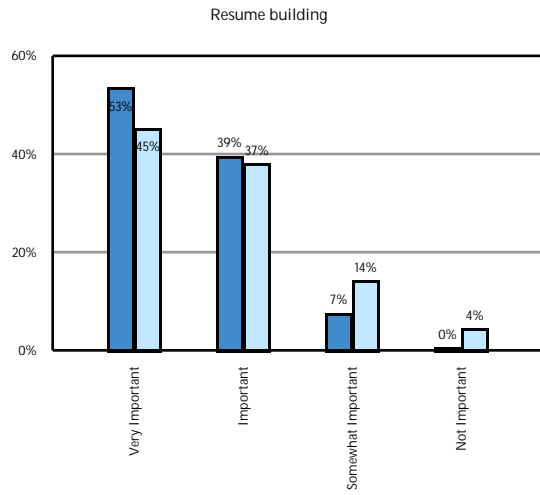
19. During your student's yearly small group or individual Plan for College and Career Readiness meeting, how important are the following topics to discuss with the school counselor?



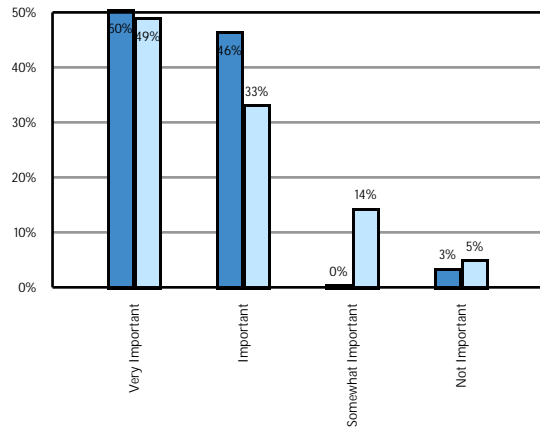
SUCCESS Academy (SUU)

Parent Survey 2021 - 2022

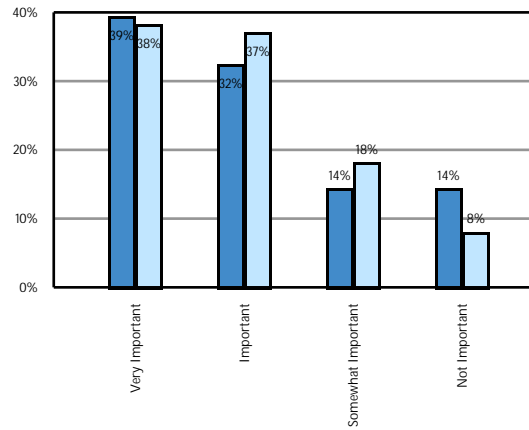
19. (Cont.) During your student's yearly small group or individual Plan for College and Career Readiness meeting, how important are the following topics to discuss with the school counselor?



Personal skills for self-advocacy and self-care (e.g., resiliency, balancing home and school, basic needs, coping strategies, etc.)



Transition information (e.g., elementary to junior high; junior high to high school; high school to college)

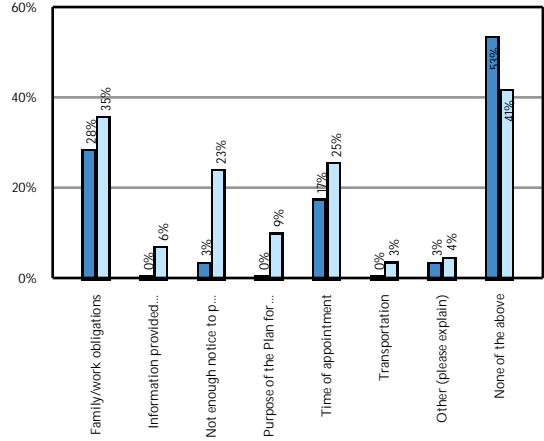


■ SUCCESS Academy (SUU)
 ■ Utah (Overall)

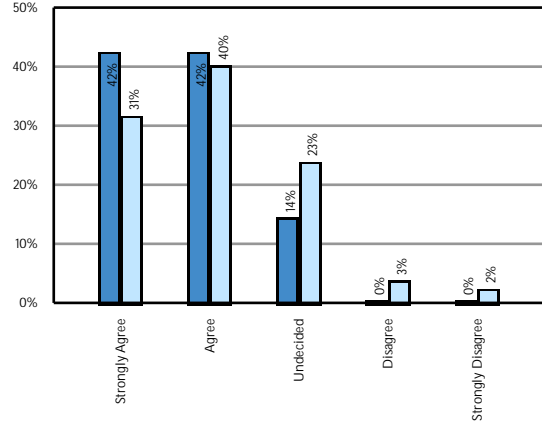
SUCCESS Academy (SUU)

Parent Survey 2021 - 2022

20. What obstacles might prevent you from attending your student's Plan for College and Career Readiness meeting? (Mark all that apply)



21. The school promotes global citizenship development of students (e.g., interactions with other cultures and viewpoints, respect, standing up for and defending other's rights, etc.)



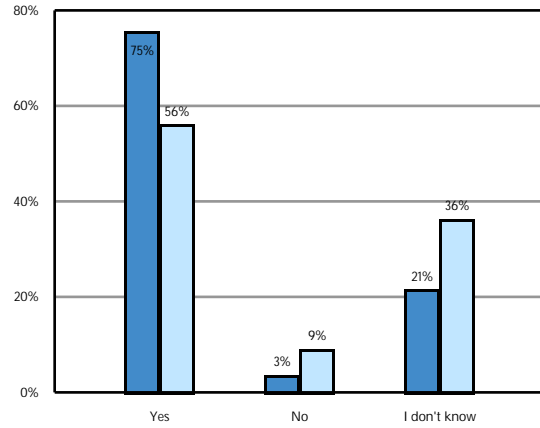
■ SUCCESS Academy (SUU)
 ■ Utah (Overall)

SUCCESS Academy (SUU)

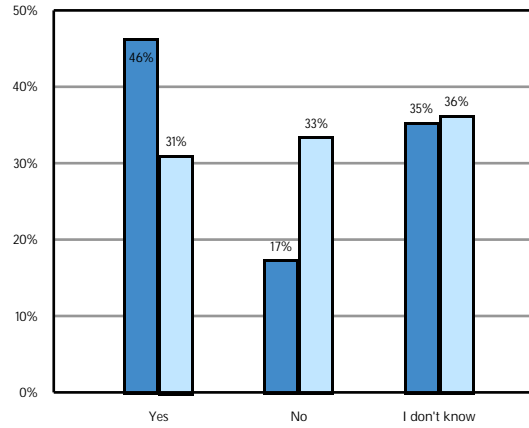
Parent Survey 2021 - 2022

22. In your opinion:

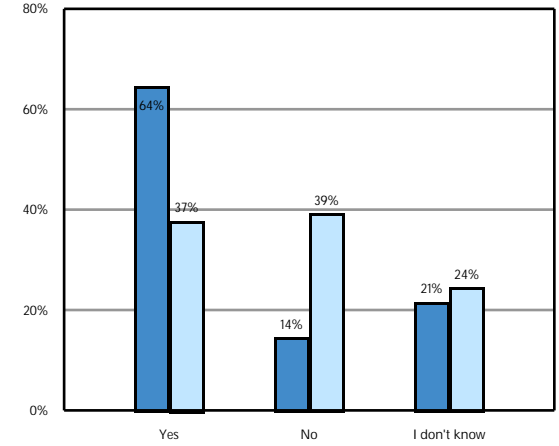
My student has access to information about the level of training/education they can earn after high school (e.g., apprenticeships, certificates, degrees).



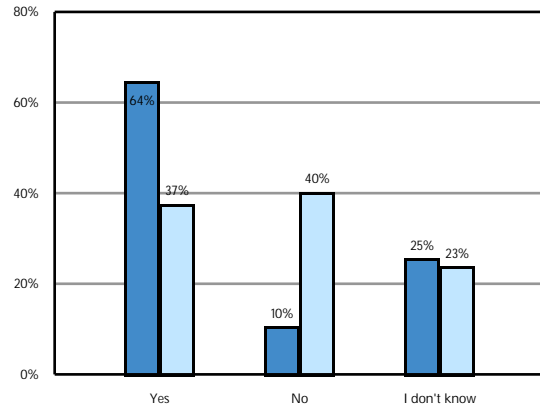
My student understands how to apply for different training/education programs after high school.



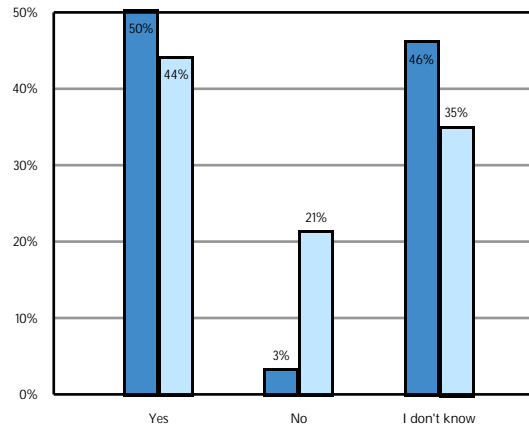
My student understands what training/education after high school will cost.



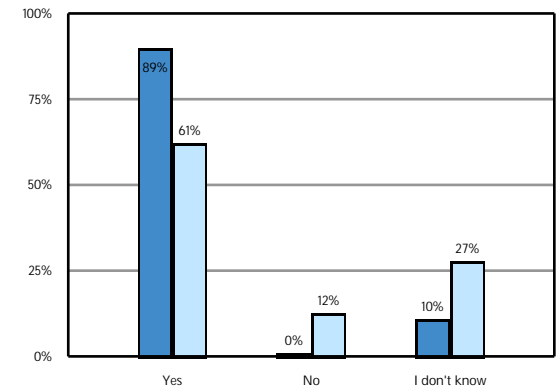
My student understands the different ways to pay for the cost of training/education after high school (e.g., scholarships, financial aid/FAFSA, savings, etc.)



My student has access to information about Career and Technical Education (CTE) programs and CTE Pathways.



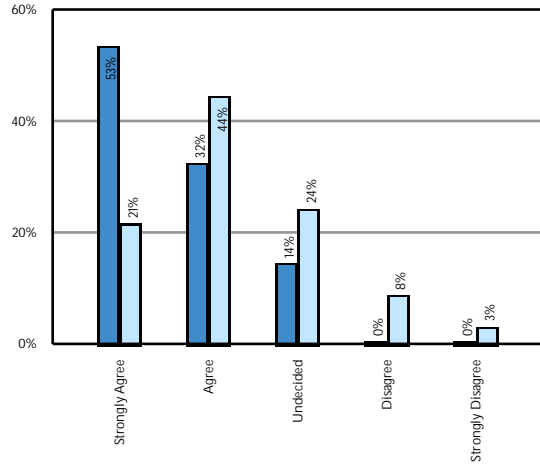
My student is presented opportunities to take classes that prepare them for college/career options (e.g., rigorous classes, Career & Technical Education (CTE) classes/pathways, Honors, Concurrent Enrollment (CE), Advanced Placement (AP), etc.)



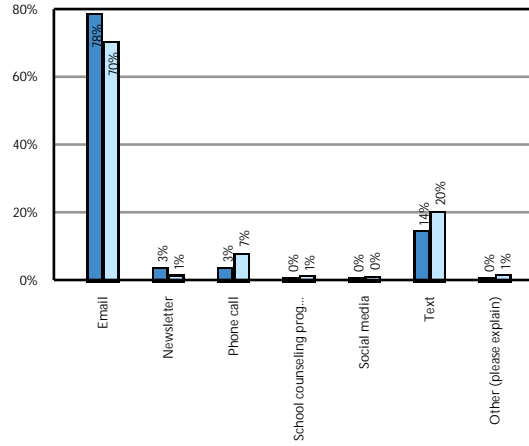
■ SUCCESS Academy (SUU) ■ Utah (Overall)

SUCCESS Academy (SUU) Parent Survey 2021 - 2022

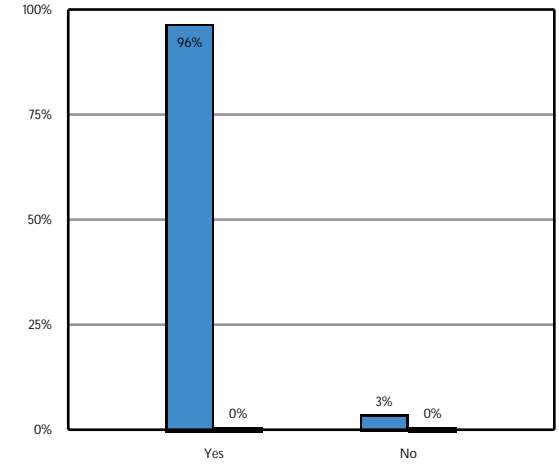
23. My student feels connected to their school.



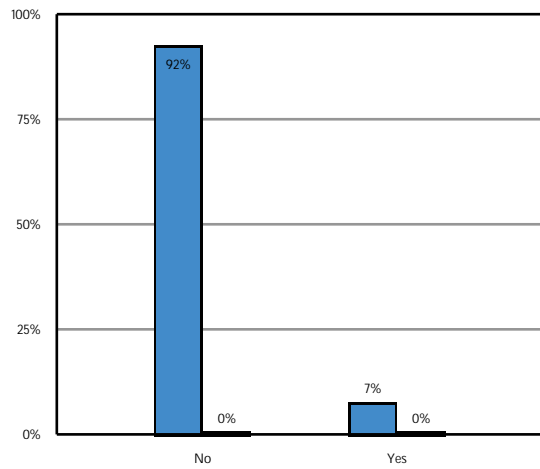
24. What is your preferred method for receiving information from the school counselor?



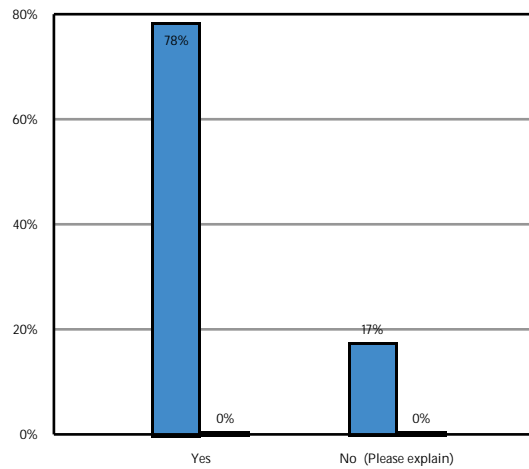
25. Was the time convenient?



26. Do you have suggestions to make PCCR Better in the future?



27. Were all your questions answered during your PCCR meeting today?



■ SUCCESS Academy (SUU)
 ■ Utah (Overall)

Appendix

Some of the recommendations in your report are determined by assessing the statistical significance of differences between groups. Statistical significance means that the observed difference between the subgroups' responses was large enough that it most likely did not occur by chance. Our software uses a one-tailed z-test of significance comparing subgroups to the overall population and a 95% confidence level (p-value = .05). P-value is the probability of the result occurring by chance. Our software is designed to determine significance by comparing all filter demographic questions to the overall population with a count greater than 30 (unless less than 30 responded to this survey). Keep in mind that large populations can inflate statistical significance.

This report may contain groupings, which are done to improve report readability, group logically related responses, and decrease the impact of outlier data points.

Finally, responses such as "N/A" or "Don't know" were typically excluded from our analysis. While these types of responses can occasionally help improve programs, they tend to provide little in the way of actionable takeaways for school counselors. The exception would be if responders are overwhelmingly responding "N/A" to questions asked.

If you would like to perform additional analysis of your survey responses, please download the raw data from the CTESurveys.com dashboard.